



Family and Community Support Services

Annual Overview 2009

Community Partnerships
Community Strategies and Support Division
Alberta Children and Youth Services
December 2010

Table of Contents

	<u>Page</u>
1. Introduction	1
2. Provincial FCSS and Ministry Highlights	3
3. Program Highlights	11
4. Funding Highlights	12
5. Reconciliation of Funding Agreements	12
6. Provincial FCSS Grant Budget	13
7. Revenue Sources and Expenditures	14
8. Projects and Services Categories	17
9. Project Types	23
10. Service Delivery	26
11. Future Directions for the FCSS Annual Report Database	28
Appendix A: Programs and Program Contacts	
Appendix B: Alberta Children and Youth Services Contacts	

1. Introduction

Children and Youth Services (CYS) is pleased to present the 10th edition of the *Family and Community Support Services (FCSS) Annual Overview*. This report provides a provincial summary of FCSS activities and is intended to supply municipalities and Métis Settlements with information to support the operation of local programs.

FCSS is an 80/20 funding partnership between the Government of Alberta and participating municipalities or Métis Settlements. The Province contributes up to 80 per cent of the net cost of operating a local FCSS Program and the participating municipality or Métis Settlement contributes a minimum of 20 per cent.

Under FCSS, communities design and deliver social programs that are preventive in nature to promote and enhance well-being among individuals, families and communities. FCSS Programs depend on community resources, often involving volunteers in management and delivery. Participation in the FCSS Program is voluntary. FCSS funding is allocated to Alberta municipalities and Métis Settlements that choose to enter into an agreement with the Province to develop and deliver preventive social service programs in accordance with the *FCSS Act* and Regulation. The Regulation sets out the service requirements that a municipality or Métis Settlement must meet to be eligible for funding.

Services provided under a program must help people and/or communities to do one or more of the following:

- develop independence, strengthen coping skills and become more resistant to crisis;
- develop an awareness of social needs;
- develop interpersonal and group skills which enhance constructive relationships among people;
- assume responsibility for decisions and actions which affect them; and
- provide supports that help sustain people as active participants in the community.

Section 2 of the Regulation states: “In providing for the establishment, administration and operation of a program, a municipality must do all of the following:

- a. promote and facilitate the development of stronger communities;
- b. promote public participation in planning, delivering and governing the program and services provided under the program;
- c. promote and facilitate the use of volunteers;
- d. promote efficient and effective use of resources; and
- e. promote and facilitate cooperation and coordination with allied service agencies operating within the municipality.”

Section 2.1(2) of the Regulation states: “Services provided under a program must not:

- a. provide primarily for the recreational needs or leisure time pursuits of individuals;
- b. offer direct assistance, including money, food, clothing or shelter, to sustain an individual or family;
- c. be primarily rehabilitative in nature; or
- d. duplicate services that are ordinarily provided by a government or government agency.”

No other province or territory in Canada has a similar working partnership between the provincial government, municipalities and Métis Settlements. The FCSS philosophy is based on a belief that communities have the desire, energy and resources to build community capacity and that self-help contributes to a sense of integrity, self-worth and independence. Programs developed are intended to help individuals within their communities to adopt healthy lifestyles, thereby improving the quality of life and building the capacity to prevent and/or deal with crisis situations should they arise.

One of the key principles of the FCSS Program is local autonomy for priority-setting and resource allocation. Within the parameters of the *FCSS Act* and Regulation, each municipality or Métis Settlement determines how the FCSS funding they receive should be allocated to best meet the needs of their community. Local FCSS Programs are part of the larger provincial Program that collectively helps to ensure that Albertans have access to a strong network of prevention supports.

In April 2000, CYS began developing a database to assemble information collected from Annual FCSS Program Reports and reconciliation statements, in a format that produced meaningful reports for municipalities and Métis Settlements, the Ministry, and other partners and stakeholders.

Information included in the *FCSS Annual Overview* combines Program reporting from municipalities and Métis Settlements. Municipalities operate on a calendar year and 2009 Annual FCSS Program Reports were due on April 30, 2010. Métis Settlements operate on a fiscal year and 2008/2009 Annual FCSS Program Reports were due on July 29, 2010. Information included in these reports is reviewed, entered into a provincial FCSS database and a reconciliation statement is prepared for each local FCSS Program. When all information has been entered and verified, the *FCSS Annual Overview* is produced.

The current status of data entry is reflected in reports included in the *FCSS Annual Overview 2009*. Amounts may differ in future reports where data is updated. Also, due to the rounding off of amounts, slight discrepancies in totals between figures may be noted.

2. Provincial FCSS and Ministry Highlights

FCSS Grants

The total grant allocation budget for the FCSS Program in 2009/2010 was \$93.5 million: the Province contributed \$74.8 million (80 per cent) and participating municipalities and Métis Settlements contributed a minimum of \$18.7 million (20 per cent). The provincial grant increased by \$3 million or 4.1 per cent from the previous fiscal year. The Ministry also provided funding for the FCSS Outcome Measures Initiative, the FCSS Association of Alberta (FCSSAA) Resource Bank and FCSS-related contracted services.

FCSS Association of Alberta

The FCSSAA is a key partner of the Ministry. Its mission is to unite and strengthen the FCSS community by representation and advocacy on behalf of member boards. A 17-member Board of Directors oversees operations. The role of the FCSSAA Board is to identify common concerns and issues related to FCSS; communicate those issues, together with proposed solutions, to other members and to the provincial government; and to support communities by developing tools to meet local needs and mandates. The FCSSAA Resource Bank is a resource centre, reference library and communication network for information sharing among FCSS Programs. Funding and support to the Resource Bank is undertaken as a partnership between the FCSSAA and the Ministry. Further information about the FCSSAA can be found on its website at www.fcssaa.ab.ca or by calling 780-415-4791.

FCSS Program Advisory Team

The FCSS Program Advisory Team (PAT) is a joint management committee established in 1999, in response to one of the recommendations from the redesign of the provincial FCSS Program in 1998. The recommendation acknowledged the value and importance of the positive working relationship between municipal and Métis Settlement FCSS representatives, the FCSSAA and the Province. The intent of PAT is to focus on provincial goals, policies and procedures and to help the FCSS Program to be as effective as possible. PAT reviews service delivery issues and concerns from local FCSS Programs and the Province (through the Ministry), and provides advice on how to consider the issues and concerns within the context of the *FCSS Act* and Regulation. PAT is not a decision-making body but rather provides advice to local Programs and/or the Province. PAT also acts as a steering committee for joint FCSSAA/government projects that work to support and strengthen FCSS.

PAT is not intended to duplicate or interfere with the relationship between the Province and individual municipalities/Métis Settlements as outlined in FCSS legislation. When PAT was established, it was felt that the FCSSAA was the appropriate body to represent local FCSS Programs. Over 97 per cent of the FCSS Programs in Alberta are members of the FCSSAA, and its mandate is built on direction from the membership. The PAT's Terms of Reference were created through an extensive consultation with FCSS Programs and provincial representatives.

PAT is composed of the Executive of the FCSSAA, the provincial Director and Senior Manager responsible for FCSS, FCSS provincial Program Officers, the FCSSAA Executive Director, Co-Chairs of the FCSS Directors' Network and a Métis Settlement representative. PAT is co-chaired by the FCSSAA President and the provincial Director. Provincial staff are accountable to the Assistant Deputy Minister responsible for FCSS and FCSSAA representatives are accountable to the Association Board and member Programs.

FCSS Outcome Measures Initiative

The FCSS Program is included in the Ministry's Business Plan with goals, targets, performance measures and outcomes for province-wide program delivery. An FCSS outcome measures project was initiated in 2001 to provide local FCSS Programs with a system to monitor outcomes for program delivery. The overall intent was to provide an opportunity for local FCSS Programs to learn the practice, gain an appreciation for and an ability to identify outcomes occurring as a result of their services. A further intention was to teach the skill of using the data for continuous quality improvement and to guide best practices.

In the past, CYS contracted the Canadian Outcomes Research Institute (CORI) to develop a system that would allow local FCSS Programs to report on their outcomes, both at the local and provincial level. CORI provided the Hull Outcome Monitoring and Evaluation System (HOMES) database and training in the collection and input of data. HOMES is a program evaluation software package that can be accessed through the internet using a database account and was specifically designed for not-for-profit and human service organizations to simultaneously monitor case and outcome information.

Based on findings from the 2007 FCSS Program Review and feedback from local FCSS Directors, a number of gaps and needs were identified in order to continue to build capacity and increase the number of local FCSS Programs implementing outcome measures. In March 2009, a Provincial FCSS Outcome Measures Steering Committee was established to oversee and guide the FCSS Outcome Measures (FOM) Initiative, formerly known as the Making a Difference or MAD Initiative.

The role of the FOM or FCSS Outcome Measures Steering Committee includes:

- ensuring that local FCSS Programs receive training and support in implementing FCSS outcome evaluation;
- developing and monitoring a provincial outcome evaluation peer resource process;
- reducing the challenges and barriers experienced by local FCSS Programs in implementing outcome measures;
- increasing the number of local FCSS Programs contributing outcome data;
- promoting the use of shared resources and practices;
- identifying strategies to sustain and improve outcome measures processes including reviewing local and provincial reporting database requirements; and
- improving communication relative to outcome measures.

In May 2009, the FCSS Outcome Measures Steering Committee evaluated the FCSS Outcome Measures process and system. They identified the following priorities to support local FCSS Programs in developing and implementing FOM:

- training specific to local FCSS Programs delivered by FCSS staff trained in basic outcome measures;
- using clear and consistent language;
- on-going communication;
- developing outcome measures tools and templates; and
- implementing a peer mentoring system.

The following statistics are based on information extracted from the *2009 Annual Progress and Outcomes Report* for the FOM Initiative:

- 34 FCSS Programs submitted output and outcome information for the 2009 funding year;
- Based on the outcomes submitted, the results support that FCSS is realizing a high degree of success;
- 94% report an increased knowledge of local social issues and needs as a result of participation in FCSS programs and services;
- 83% report that FCSS programs and services helped them develop interpersonal and group skills which resulted in enhanced constructive relationships;
- 90% report that FCSS programs and services resulted in increased coping strategies and crisis resolution skills;
- 92% report that citizens have an increased awareness of volunteer opportunities and are supported as active participants in their communities; and
- 82% report that citizens respond to local issues through positive decision-making and action.

Further information about the FOM Initiative and the use of outcome measures should be directed to Joyce Mellott, Senior Manager, FCSS Unit, CYC, toll-free by first dialing 310-0000, then 780-415-6285, or by e-mail at Joyce.Mellott@gov.ab.ca.

FCSS Program Advice Inventory Listing

The FCSS Program Advice Inventory Listing, developed by the Ministry and FCSSAA, is intended to assist local FCSS Programs in clarifying the eligibility of several projects, services and expenditures. The Listing is another “for FCSS by FCSS” resource designed to support program delivery in the community. The Listing is included in the *FCSS Program Handbook* and is also posted on the Ministry’s website at www.child.alberta.ca. To obtain copies, contact Ministry staff at 780-415-8150 or the FCSSAA at 780-415-4791.

FCSS Online System

The Ministry has introduced a new system to enable local FCSS Programs to submit Annual FCSS Program Reports, FCSS Grant Notification forms, FCSS Funding Agreements and FCSS Amending Agreements electronically. The FCSS Online System is accessible to all municipalities and Métis Settlements online at <https://www.acs.gov.ab.ca/fcss/fcss.nsf>.

Passwords and IDs are assigned to municipal/FCSS staff who are designated to perform specific roles, e.g., report editor (data entry), reviewer (typically FCSS Director), approver (typically Chief Administrative Officer). Separate user guides for municipalities and Métis Settlements have been prepared to explain in detail how to use the System. These manuals are available on the Ministry's website at www.child.alberta.ca. For password related information, e-mail the Ministry at FCSS.Admin@gov.ab.ca.

FCSS/Parent Link Bursary Program

In May 2007, the Ministry provided a \$1 million grant to the FCSSAA to establish an education bursary for FCSS and Parent Link Centre Programs. The FCSS/PLC Education Bursary is one of four created by the Alberta government that offer financial support to senior staff choosing to continue their education to enhance their leadership skills. The FCSSAA, the Alberta Association of Services for Children and Families, the Alberta Council of Women's Shelters and the Alberta Child Care Network oversee implementation and administration of the four respective bursaries.

FCSS/PLC bursaries are available to a maximum of \$10,000 per person. Applications may be submitted throughout the year. A committee reviews applications four times per year (January 15, April 1, June 1 and October 1). Nine bursaries totaling \$65,518 were awarded in 2009.

Further information about the Bursary Program is available by contacting Sharlyn White, Executive Director, FCSSAA, at fcssaa@telus.net or 780-422-0133 or Joyce Mellott, Senior Manager, CYS, at Joyce.Mellott@gov.ab.ca or 780-415-6285.

FCSS Program Reviews

Each year, FCSS Program Reviews are conducted randomly throughout Alberta by Ministry staff. The purpose of these Reviews is to provide ongoing program and administrative advice and support to municipalities and Métis Settlements participating in FCSS and to ensure accountability processes are in place. The 2009 FCSS Program Review locations were:

- City of Fort Saskatchewan
- City of St. Albert
- Town of Edson
- Town of Hinton
- Town of Longview
- Town of Vulcan
- Village of Big Valley
- Village of Morrin
- Kneehill County
- Yellowhead County
- MD of Foothills No. 3
- Municipality of Jasper

Ministry and Other Provincial Highlights of Interest to FCSS Programs

Budget 2009

Budget 2009 was announced on April 7, 2009 and focused on building strong and vibrant communities. Budget highlights included:

- \$156 million for Alberta's safe communities initiative, including:
 - 21 new Crown prosecutors added in 2009; seven in 2010; and
 - 100 new police officers in 2009; 100 more in 2010.
- Almost \$2 billion in support for seniors and persons with disabilities, including a \$108 million increase over last year.
 - AISH payments increased by up to \$100 to a maximum monthly payment of \$1,188.
 - Alberta Seniors Benefit (ASB) increased by up to \$40 for singles and \$60 for couples, to \$280 and \$420 per month, respectively.
 - Approximately 6,000 more seniors were eligible for ASB payments when income thresholds increased in July 2009.
 - \$50 million for about 450 more supportive living spaces in 2009; total funding of \$150 million over three years for 1,225 spaces.
- \$488 million to address homelessness and housing pressures in Alberta.
 - \$207 million for homelessness initiatives.
 - \$281 million for affordable housing programs.
- More than \$1.14 billion invested in services for children, youth and families to help them reach their full potential, including a nearly \$43 million increase over 2008.

Ministry Business Plan Input

For the second year, local Programs attending spring FCSS Regional Meetings had an opportunity to provide input into the Ministry's Business Plan (2010/2013). Municipalities and Métis Settlements are valued stakeholders and this process ensures that FCSS priorities are documented and the collective FCSS voice is heard by government.

Discontinuation of the Community Partnership Enhancement Fund

The Community Partnership Enhancement Fund (CPEF) was established in 2003/2004 as a three-year commitment to encourage FCSS and Child and Family Service Authorities (CFSAs) to partner and work together on community-based preventive approaches to help children, youth and families at risk of abuse or neglect to grow strong, healthy and resilient. Funding was in place for six years and was discontinued in the 2009/2010 fiscal year. As a transition measure, CPEF partnerships were able to retain and carry forward any remaining funds into the new fiscal year. Partnerships had until March 31, 2010 to spend these funds and submit their final annual and financial reports.

Alberta's Online Resources Help Children and Youth Navigate the Web Safely

Safer Internet Day was marked on February 10, 2009. Internet luring has become a growing concern in Alberta and around the world. Research suggests that 50 per cent of youth have received unwanted sexual comments online, and 25 per cent have been asked by someone they knew only online to meet in person. Alberta has a number of age-appropriate resources available to help children, youth, and families use the Internet safely, and educate them about the dangers they may face online:

- **www.weron2u.ca** is a website for teens that includes information on predator tactics, real-life stories, and tips on how teens can keep themselves safe.
- **www.badguypatrol.ca** is an interactive website for children aged five to 10. The site teaches kids critical Internet safety skills through a series of fun games. A cast of animal friends teaches the importance of protecting personal information and that people they meet online may not always be who they say they are. A section for adults provides additional tips on how to keep kids safe.
- **www.child.alberta.ca** includes information for families on staying safe online, including a family contract that defines clear guidelines for Internet use and encourages discussions on Internet safety and establishing boundaries for safe use.

Government Supports Important Work of Voluntary Sector and Community Agencies

On April 8, 2009, the Alberta government announced its continued support of the non-profit, voluntary, community and contracted agencies sectors. Program investments helped with the cost of police information checks for volunteers, leveraged individual charitable donations, supported recruitment and retention and provided additional funding for preventive social services. “Whether they are small, medium or large organizations, Alberta’s non-profit, voluntary and community agency sectors, help make our communities strong and vibrant and deserve our support,” said Premier Ed Stelmach. Budget 2009 provided support in the following areas:

- \$20 million to continue the Community Spirit Program donation grant available to non-profit organizations and registered charities;
- \$2.4 million to fund a three-year pilot project that will cover the costs of police information checks for volunteers working with children, seniors and people with disabilities;
- approximately \$80 million for the enhanced charitable tax credit which encourages giving and allows Albertans to receive a 50-cent tax credit for every dollar donated over \$200;
- \$35 million to help recruit and retain staff in not-profit and for-profit agencies contracted by government to provide services to children and families and Albertans with developmental disabilities; and
- \$74.8 million to support community-based prevention and early intervention programs through FCSS - an increase of \$3 million or 4.1 per cent.

Accreditation Supports Quality Child Care for Children Aged 6 - 12

On April 14, 2009, the Alberta government announced it would allocate \$12.6 million from the child care budget to expand the child care accreditation program to licensed out-of-school care programs. Accreditation gives parents with children needing care before and after school an additional tool to help them identify programs with standards of excellence over and above Alberta's regulated requirements. CYS contracted with the Canadian Accreditation Council of Human Services to deliver the Out-of-School Care Accreditation Program. Once a program achieves accreditation, it is eligible to receive enhanced Quality Funding Grants and higher wage top-ups. The Out-of-School Care Accreditation program is part of Alberta's *Creating Child Care Choices* plan. This plan was put in place to help communities create 14,000 new child care spaces by 2011. To apply for a self-study guide or for more information, call 780-424-4498 or visit www.oscprogram.com.

Year One of Provincial Child Care Space Creation Initiative Sees Great Success

On May 12, 2009, it was announced that Alberta's *Creating Child Care Choices* space creation plan resulted in 9,449 new child care spaces and more than 1,100 new staff choosing to work in Alberta's licensed or approved child care programs during the first year of the initiative. The *Creating Child Care Choices* plan, introduced in May 2008, offers communities a range of funding initiatives and tools to support the creation of 14,000 new child care spaces by 2011; help operators attract and keep qualified staff; and make access to quality child care more affordable for low- and middle-income parents. Space Creation Innovation funding offers operators up to \$1,500 for each new space created to help offset the costs of planning, minor renovations, and purchasing supplies, equipment and toys. This initiative has helped to create new spaces in 87 urban and rural communities. In 2009/2010, the government invested \$206 million in child care, which includes continued support for the second year of its three-year child care space creation strategy. For more details on the allocation of funding, visit www.child.alberta.ca/childcare.

91 Family Violence and Bullying Projects Benefit from Provincial Funding

On May 15, 2009, it was announced that community groups across the province would receive a total of \$3 million from the Alberta government to support local efforts to find and act on solutions to family violence and bullying. Alberta's Community Incentive Fund provided funding for projects that increase the awareness of family violence and bullying and address topics such as building healthy relationships, cyberbullying, and abuse of older adults. The fund encouraged community groups to work together to address these issues through co-ordinated actions and services. Almost 500 community-based projects have received more than \$18 million in Community Incentive Fund support since 2004. For a complete list of the projects receiving funding in 2009, visit www.familyviolence.alberta.ca.

Government Seeks Youth for Advice on Programs and Services

On June 26, 2009, the Alberta government invited young people with strong leadership skills and a passion for making a difference to apply to become a member of the 2009/2010 Youth Advisory Panel. Eighteen Albertans between the ages of 15-22 were selected from across the province to provide important input and direction to the government about programs, services and policies that affect young people.

Created in 2000, the panel has contributed input to a number of government initiatives, programs and public awareness campaigns, including the Alberta Mentoring Partnership and Alberta's Gang Crime Suppression Initiative. The panel meets four times per year and is the only youth panel that reports to and is chaired by a member of the Legislative Assembly (Kyle Fawcett, MLA, Calgary-North Hill). As chair, Mr. Fawcett informs the Minister of CYS on the progress and outcomes of the panel's work. For further information, call 780-415-0085 (toll-free by first dialing 310-0000) or visit www.yap.gov.ab.ca

Alberta Marks International Fetal Alcohol Spectrum Disorder Awareness Day

September 9 is International Fetal Alcohol Spectrum Disorder (FASD) Awareness Day. The day is held on the ninth day of the ninth month each year to remind people around the world that during the nine months of pregnancy, a woman should abstain from alcohol. Approximately 23,000 Albertans are affected by FASD, which covers a broad spectrum of lifelong disabilities and brain damage caused by prenatal exposure to alcohol. Under a 10-year plan to deliver community-led FASD programs and services, research and awareness-raising activities, the Alberta government is committed to reducing the incidence of FASD and improving the quality of life for those already affected. Through 12 FASD Service Networks, people affected by FASD and their caregivers have access to local assessment and diagnostic services, and comprehensive supports that encourage them to reach their full potential. For more information about FASD in Alberta, visit www.fasd-cmc.alberta.ca.

3. Program Highlights

- ♦ As of December 31, 2009, a total of 318 municipalities and Métis Settlements, organized within 206 Programs, were providing FCSS services throughout Alberta. There were 34 multi-municipal partnerships; another 164 municipalities and eight Métis Settlements operated single Programs. Ninety-nine per cent (99%) of the province's population reside in communities served by FCSS Programs.
- ♦ Two municipalities joined FCSS in 2009. One joined as a single Program (Fig. 1) and one joined as a participating community in a multi-municipal Program (Fig. 2).

VILLAGE OF EMPRESS	
Total:	1

Figure 1: New Single Municipality Program

Program	New Participating Municipality
Ma-Me-O Beach	S.V. OF GOLDEN DAYS
Total:	1

Figure 2: New Municipality Participating in a Multi-Municipality Program

- ♦ See Appendix A, "Programs and Program Contacts" for a complete list of municipalities and Métis Settlements participating in FCSS during 2009. The list includes a contact name for each local Program and the total population served.

4. Funding Highlights

- ◆ For the 2008-09 fiscal year, the provincial grant budget for FCSS was \$72 million and the municipal share was \$18 million for a total budget of \$90 million.
- ◆ For the 2009-10 fiscal year, the provincial grant budget for FCSS was \$74.8 million and the municipal share was \$18.7 million for a total budget of \$93.5 million.
- ◆ In April 2009, a grant budget increase of \$3 million for the fiscal year 2009-10 was distributed to local FCSS Programs. Municipalities receiving additional funding were provided with an option to defer unspent dollars to their 2010 operating year. This implementation strategy has been developed to ensure adequate planning for and allocation of these dollars.
- ◆ Of the 206 reconciled Annual FCSS Program Reports, 38 Programs fully expended their 80/20 funding and 116 Programs reported municipal over contributions. Another 52 Programs had unexpended dollars.

5. Reconciliation of Funding Agreements

As of October 31, 2010, each of the 198 Annual FCSS Program Reports submitted by municipalities (based on calendar year reporting ending December 31, 2009) and the eight reports submitted by participating Métis Settlements (based on fiscal year reporting ending March 31, 2010), have been reviewed and reconciled by ministry staff. Data reported in this Annual Overview is based on the 206 reconciled Programs.

Grant Transfers

In 2009, 50 local FCSS Programs elected to transfer all or a portion of their FCSS grants to other Programs located outside their boundaries for the delivery of services within their communities. Grant transfers totalled \$3,008,536. In the Annual FCSS Program Reports, these grant transfers are reported in Section 1 (Statement of Revenue and Expenditures) by the Program receiving the funds and in Section 2 (Projects and Services Report) by the Program transferring the funds.

6. Provincial FCSS Grant Budget

Provincial FCSS grant budget amounts for the fiscal years 2003-04 to 2009-10 are shown below as well as the amount of budget increase for each year (Fig. 3).

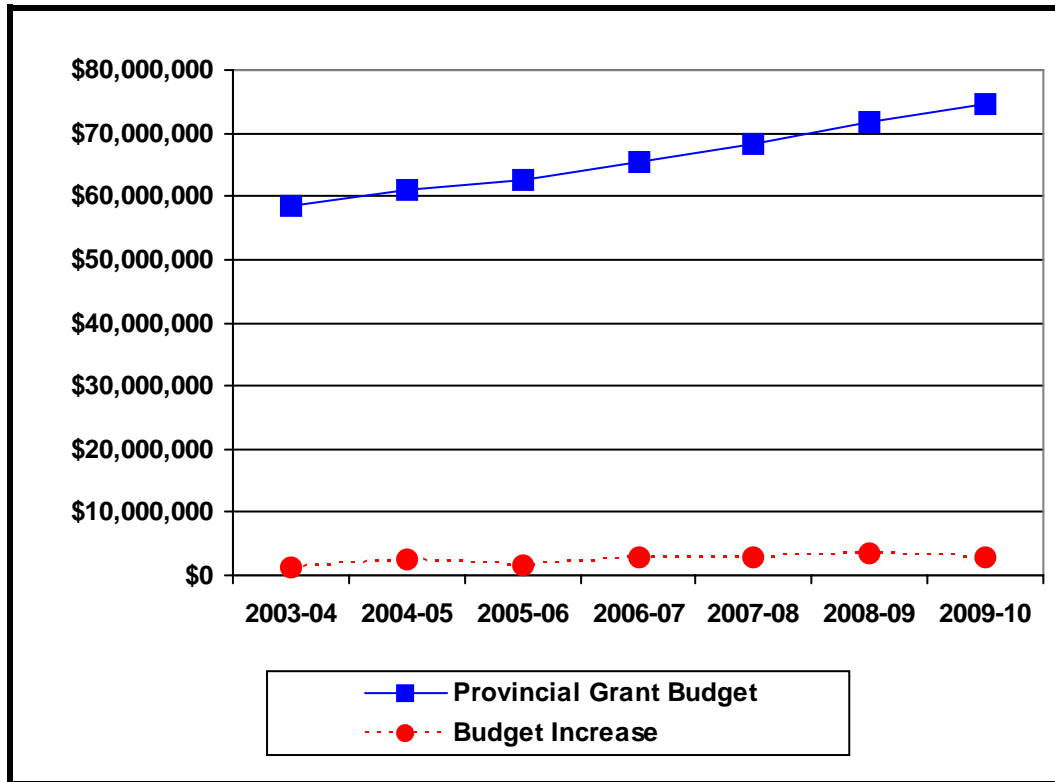


Figure 3: Provincial FCSS Grant Budget and Budget Increase by Year

Year*	Provincial Grant Budget	Amount of Increase
2003-04	\$58,599,000	\$1,295,000
2004-05	\$61,049,835	\$2,450,835
2005-06	\$62,520,000	\$1,470,165
2006-07	\$65,434,000	\$2,914,000
2007-08	\$68,293,000	\$2,859,000
2008-09	\$71,860,000	\$3,567,000
2009-10	\$74,769,500	\$2,909,500

**Note: "Provincial Grant Budget" and "Amount of Increase" figures shown above have been restated for the fiscal years 2003-04 to 2006-07. Revised amounts reflect actual figures recorded within ministry accounts specific to municipal/Métis Settlement FCSS grants. Previously reported figures combined the municipal/Métis Settlement grant budget with funding for other FCSS initiatives.*

7. Revenue Sources and Expenditures

The total revenue sources and expenditures are identified for each FCSS region (Fig. 4). Revenue sources include provincial funds (80%), required municipal contributions (20%), over contributions and other sources. Provincial funding and municipal contributions reported include grant transfers. In 2009, the FCSS partnership generated an additional \$36.8 million to the provincial grant. The number of local FCSS Programs with over contributions and other sources of revenues are shown below for each region (Fig. 5).

Note: The 206 local Programs (representing 318 municipalities and Métis Settlements) are divided into eight FCSS Regions. Due to rounding off of amounts, there may be slight discrepancies in totals between figures.

FCSS Region	Provincial Funding	Municipal Contribution	Over Contribution	Other Revenues	Total Expenditures
Northwest	\$3,942,065	\$897,541	\$1,104,768	\$907,564	\$6,939,924
Northeast	\$4,473,788	\$1,119,022	\$865,524	\$1,242,901	\$7,701,235
Yellowhead	\$1,154,637	\$288,659	\$329,092	\$236,481	\$2,008,869
Edmonton/Evergreen	\$22,796,698	\$5,699,166	\$5,901,114	\$2,777,993	\$37,174,971
West Central	\$6,050,297	\$1,502,560	\$216,249	\$406,937	\$8,186,043
East Central	\$3,728,561	\$918,597	\$454,725	\$355,804	\$5,473,373
Calgary/Bow River	\$26,254,885	\$6,563,812	\$1,540,137	\$816,856	\$35,175,695
South	\$5,998,387	\$1,494,844	\$676,272	\$506,615	\$8,676,119
Total:	\$74,399,318	\$18,484,201	\$11,087,881	\$7,251,151	\$111,336,229

Figure 4: Revenue Sources and Total Expenditures by FCSS Region

FCSS Region	# Over Contributions	# Other Sources of Revenue	Total # Programs in Region
Northwest	25	17	37
Northeast	16	18	36
Yellowhead	7	5	7
Edmonton/Evergreen	14	16	20
West Central	11	18	24
East Central	23	19	43
Calgary/Bow River	16	13	23
South	4	10	16
Total:	116	116	206

Figure 5: Programs with Over Contributions and Other Sources of Revenue by FCSS Region

In the year 2009, 38 Programs fully expended their 80/20 funding and 116 Programs reported municipal over contributions. Another 52 Programs had unexpended dollars. All 206 Annual FCSS Program Reports have been reviewed and reconciled by ministry staff. The total number of Programs with over contributions, unexpended allocations and fully expended funding for the calendar year 2009 is compared to prior years in Figure 6a and summarized in the table below.

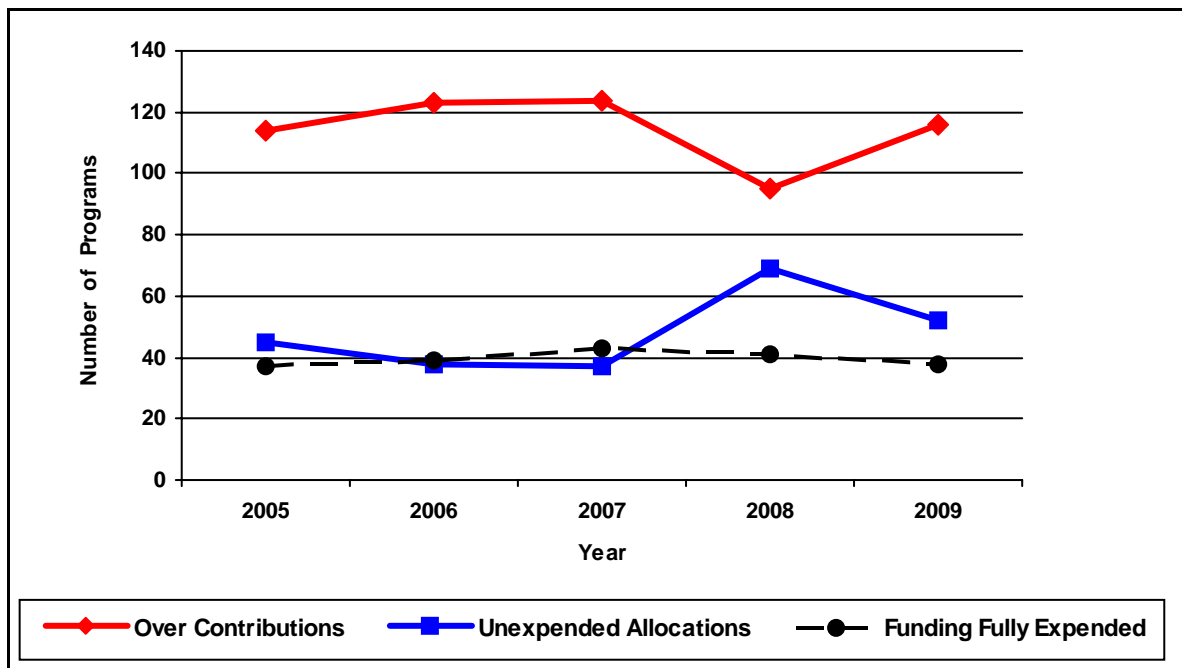


Figure 6a: Number of Programs with Over Contributions, Unexpended Allocations and Funding Fully Expended by Year

Year	Number of Programs				Total
	Over Contributions	Unexpended Allocations	Expended Full Funding	Incomplete Reporting	
2005	114	45	37	0	196
	58.2%	23.0%	18.9%	0.0%	
2006	123	38	39	0	200
	61.5%	19.0%	19.5%	0.0%	
2007	124	37	43	0	204
	60.8%	18.1%	21.1%	0.0%	
2008	95	69	41	0	205
	46.3%	33.7%	20.0%	0.0%	
2009	116	52	38	0	206
	56.3%	25.2%	18.4%	0.0%	

The total amount of unexpended allocations and over contributions for the calendar year 2009 is compared to prior years in Figure 6b and summarized in the table below. The decrease in over contributions and increase in unexpended allocations noted in Figure 6a and Figure 6b in 2008 is attributable in part to a \$1.6 million supplemental grant disbursed by the ministry in February 2008 that did not require matching funding. This one-time funding was provided to raise local base budgets to a level matching the provincial rate of FCSS grant increases between 2002/2003 and 2007/2008, i.e., sixteen percent. Local Programs that received increases were provided with an option to defer some unspent dollars to 2010 to ensure adequate planning and allocation of these dollars.

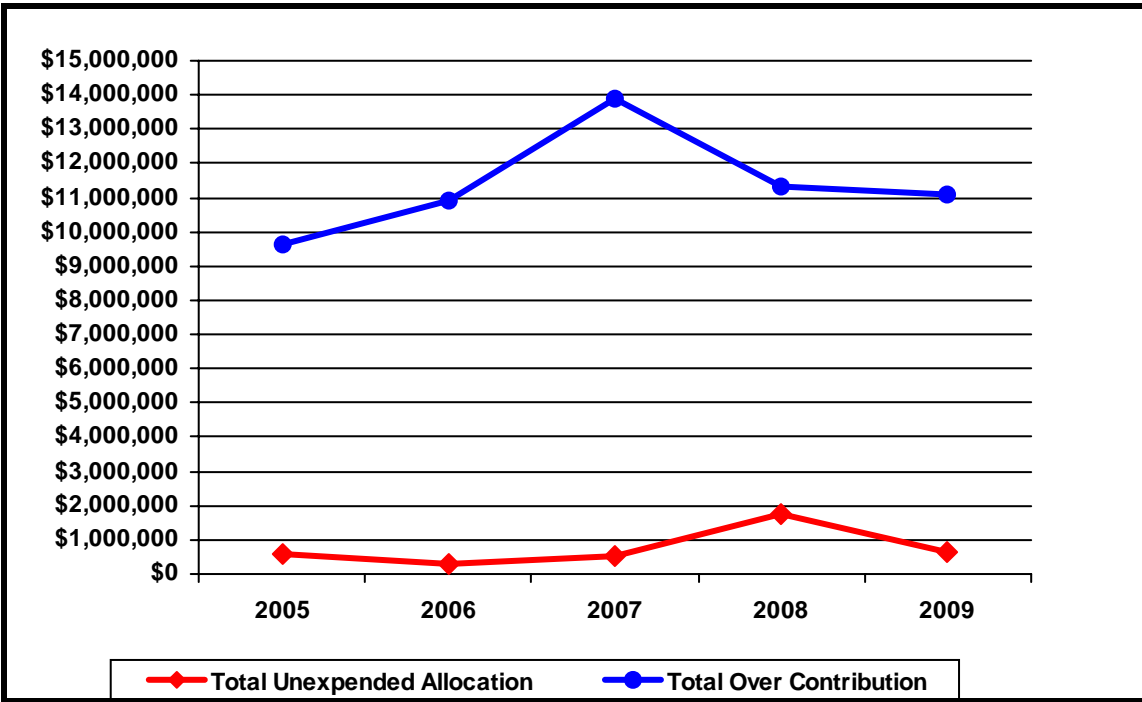


Figure 6b: Total Amount of Unexpended Allocations and Over Contributions by Year

Year	Total Unexpended Allocations	Number of Programs	Total Over Contributions	Number of Programs
2005	\$563,141	45	\$9,643,950	114
2006	\$314,814	38	\$10,893,984	123
2007	\$539,399	37	\$13,879,866	124
2008	\$1,765,052	69	\$11,313,191	95
2009	\$664,470	52	\$11,087,881	116

8. Projects and Services Categories

A total of 3,836 projects and services were reported by local FCSS Programs during the year. The duration of the projects varied from one day to the full year.

The following chart shows the percentage distribution of expenditures within the projects and services categories (Fig. 7). Actual expenditures in each service category are shown in the table below.

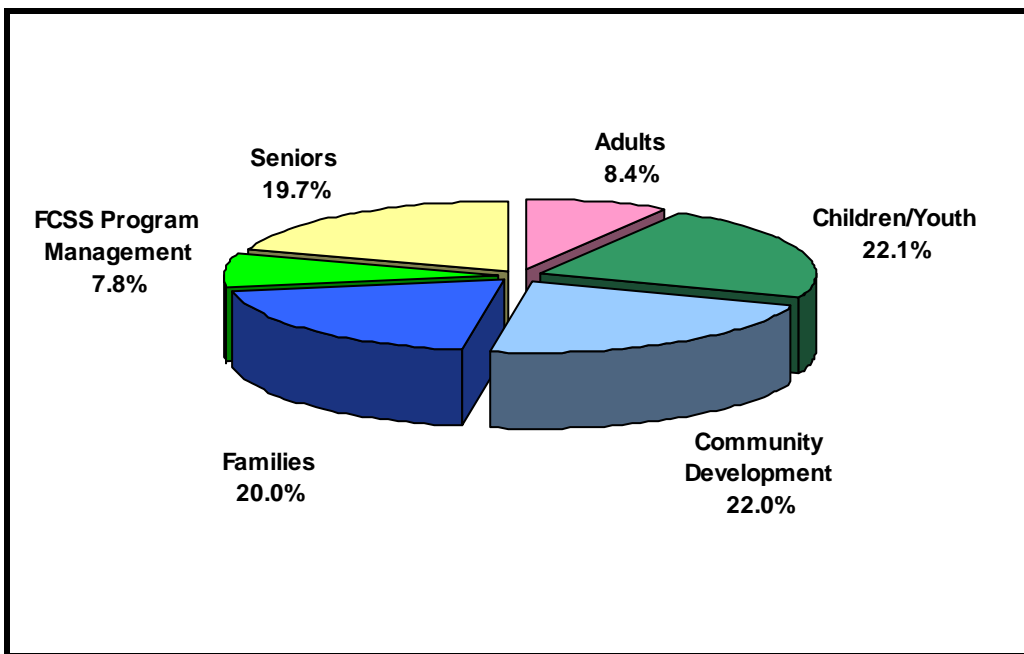


Figure 7: Percent Expenditures in Projects and Services Categories

Note: FCSS Program Management includes direct program support, i.e., program planning, development, supervision, etc.

Project Categories	Expenditures
Children/Youth	\$24,578,220
Families	\$22,319,448
Adults	\$9,319,699
Seniors	\$21,909,856
Community Development	\$24,533,352
FCSS Program Management	\$8,675,661
TOTAL:	\$111,336,235

The percentage breakdown of expenditures in projects and services categories for the calendar year 2009 is compared to prior years (Fig. 8). Actual expenditure amounts are shown in the table below.

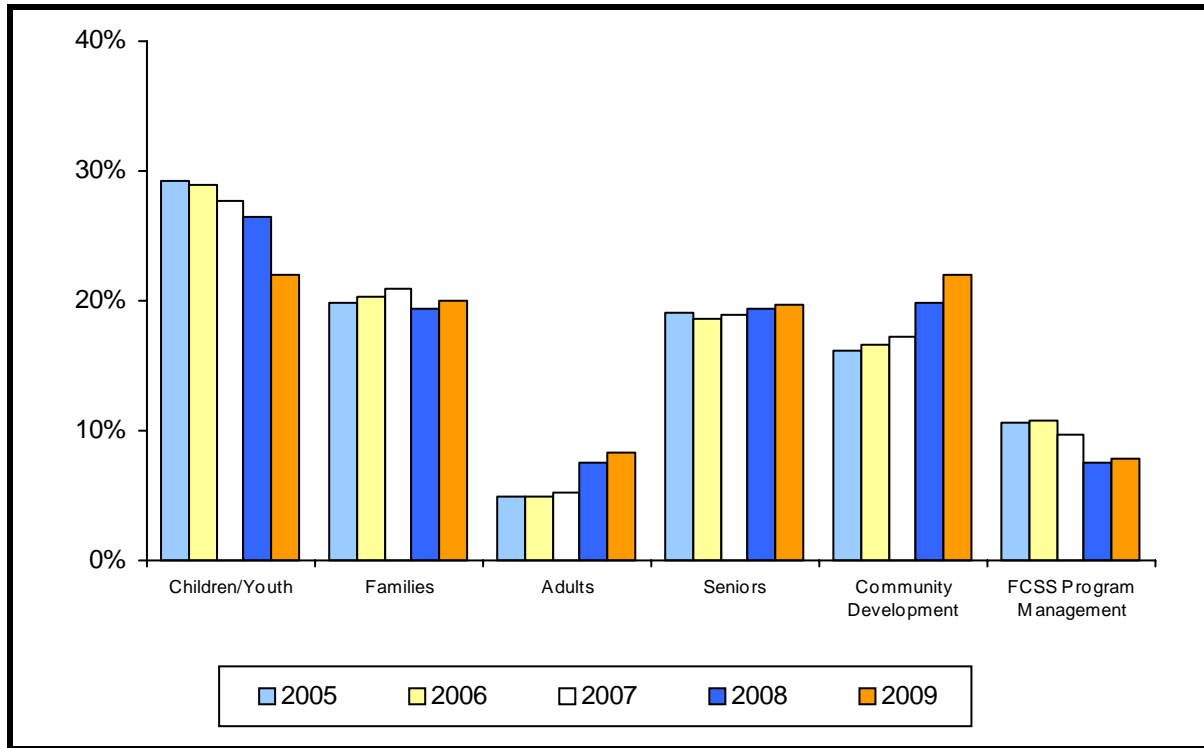


Figure 8: Percent Expenditures in Projects and Services Categories by Year

	Children/ Youth	Families	Adults	Seniors	Community Development	FCSS Program Management	Total
2005	\$27,398,246 29.2%	\$18,678,563 19.9%	\$4,648,360 5.0%	\$17,901,950 19.1%	\$15,199,506 16.2%	\$9,968,797 10.6%	\$93,795,422 100.0%
2006	\$28,305,893 29.0%	\$19,810,585 20.3%	\$4,798,684 4.9%	\$18,131,399 18.6%	\$16,184,936 16.6%	\$10,489,454 10.7%	\$97,720,951 100.0%
2007	\$28,509,210 27.7%	\$21,570,031 21.0%	\$5,447,875 5.3%	\$19,497,729 19.0%	\$17,695,085 17.2%	\$10,034,153 9.8%	\$102,754,083 100.0%
2008	\$28,319,056 26.4%	\$20,726,909 19.3%	\$8,002,047 7.5%	\$20,734,876 19.4%	\$21,277,285 19.9%	\$8,065,310 7.5%	\$107,125,482 100.0%
2009	\$24,578,220 22.1%	\$22,319,448 20.0%	\$9,319,699 8.4%	\$21,909,856 19.7%	\$24,533,352 22.0%	\$8,675,661 7.8%	\$111,336,235 100.0%

The percent distribution of total expenditures towards various service categories for each FCSS Region is shown (Fig. 9). Actual expenditure amounts are included in the table below.

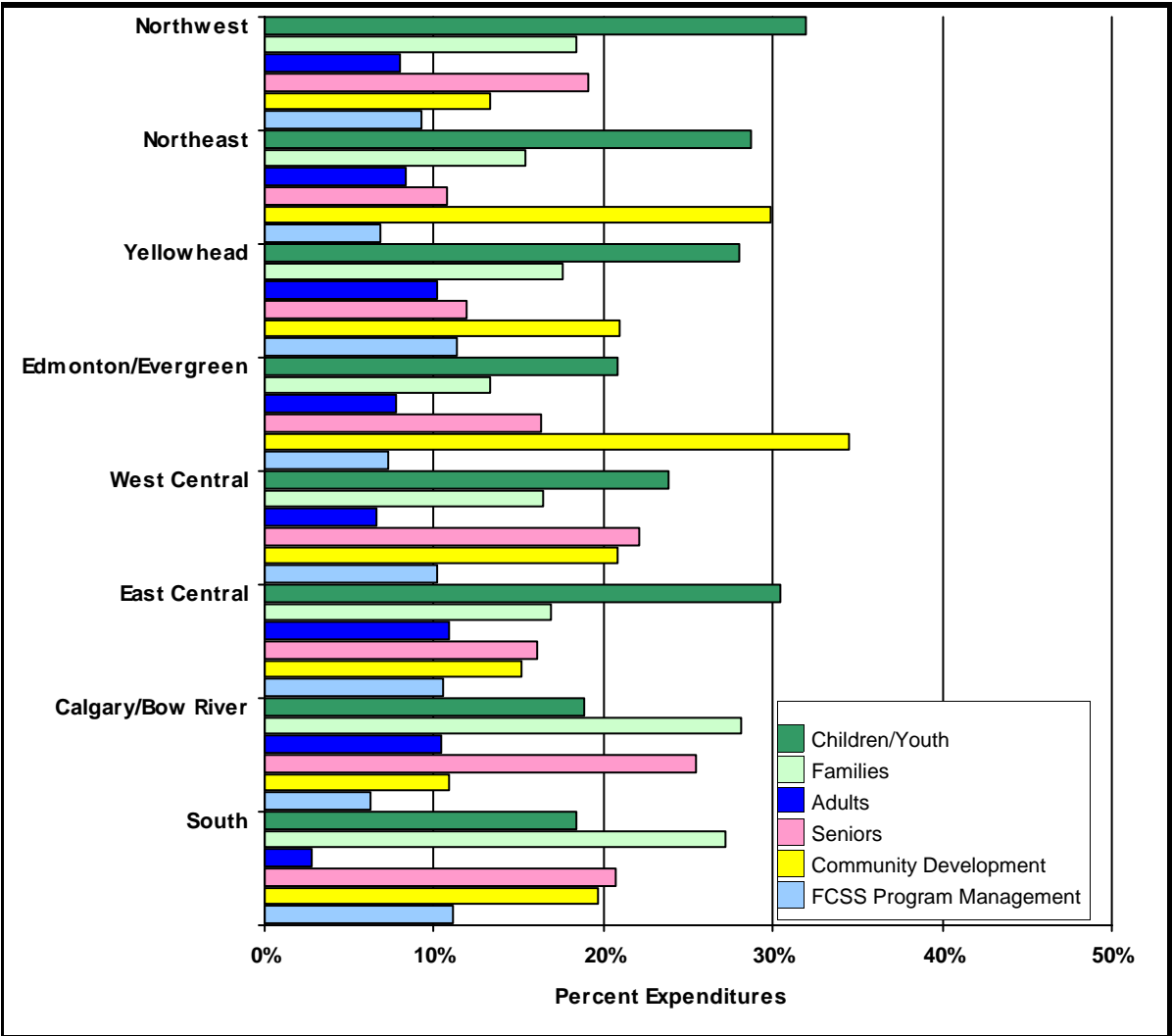


Figure 9: Percent Expenditures in Projects and Services Categories by FCSS Region

	Children/ Youth	Families	Adults	Seniors	Community Development	FCSS Program Management	Total
Northwest	\$2,216,010	\$1,279,665	\$554,844	\$1,324,663	\$922,835	\$641,907	\$6,939,924
Northeast	\$2,214,237	\$1,188,019	\$637,997	\$827,109	\$2,304,012	\$529,863	\$7,701,237
Yellowhead	\$563,786	\$352,717	\$204,432	\$239,378	\$421,345	\$227,212	\$2,008,869
Edmonton/Evergreen	\$7,739,541	\$4,966,391	\$2,896,059	\$6,064,203	\$12,813,402	\$2,695,377	\$37,174,972
West Central	\$1,950,043	\$1,345,223	\$539,542	\$1,808,327	\$1,709,346	\$833,562	\$8,186,044
East Central	\$1,665,120	\$927,287	\$592,400	\$882,237	\$831,068	\$575,262	\$5,473,374
Calgary/Bow River	\$6,630,132	\$9,897,694	\$3,651,545	\$8,964,912	\$3,820,827	\$2,210,585	\$35,175,695
South	\$1,599,352	\$2,362,452	\$242,880	\$1,799,028	\$1,710,516	\$961,892	\$8,676,120
	\$24,578,220	\$22,319,448	\$9,319,699	\$21,909,856	\$24,533,352	\$8,675,661	\$111,336,235

The distribution of total expenditures in each of the projects and services categories by FCSS Region is shown in Figures 10a to 10f.

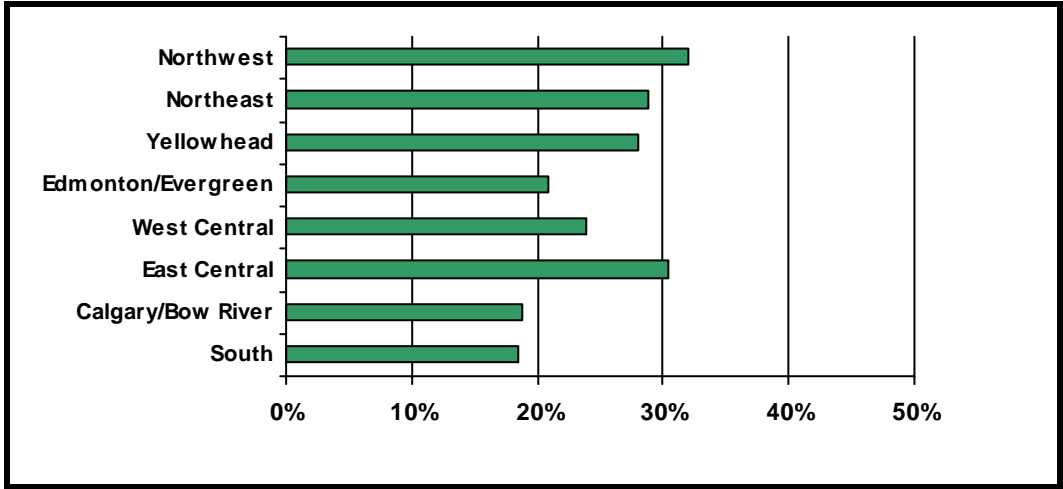


Figure 10a. Percent Expenditures to Children and Youth by FCSS Region

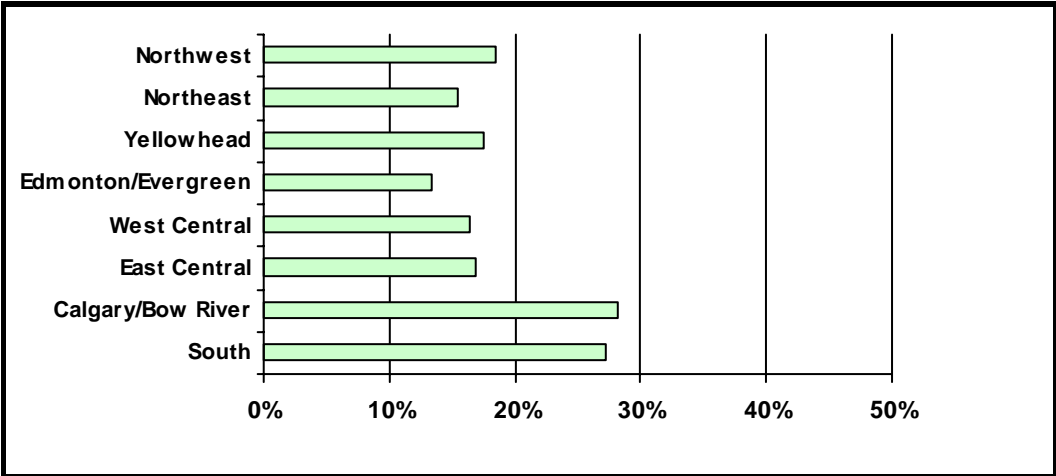


Figure 10b. Percent Expenditures to Families by FCSS Region

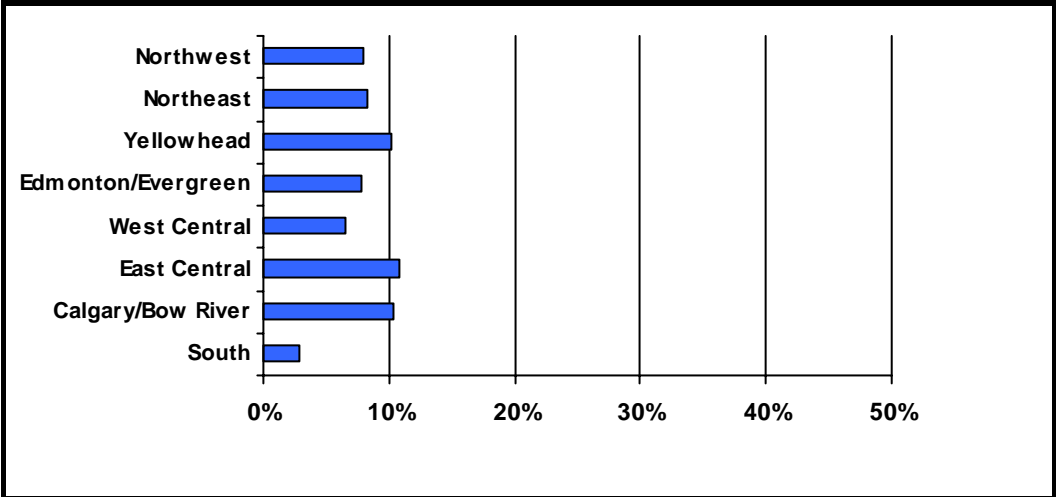
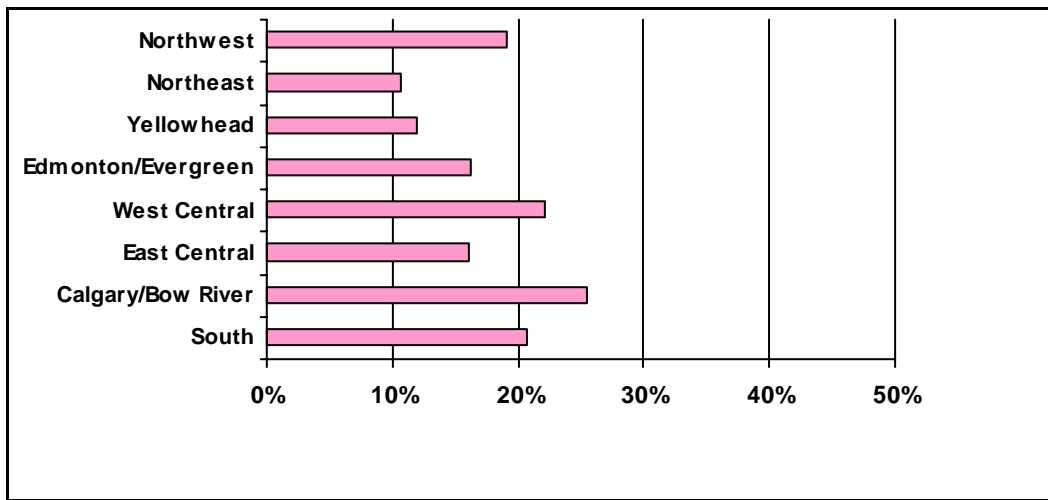
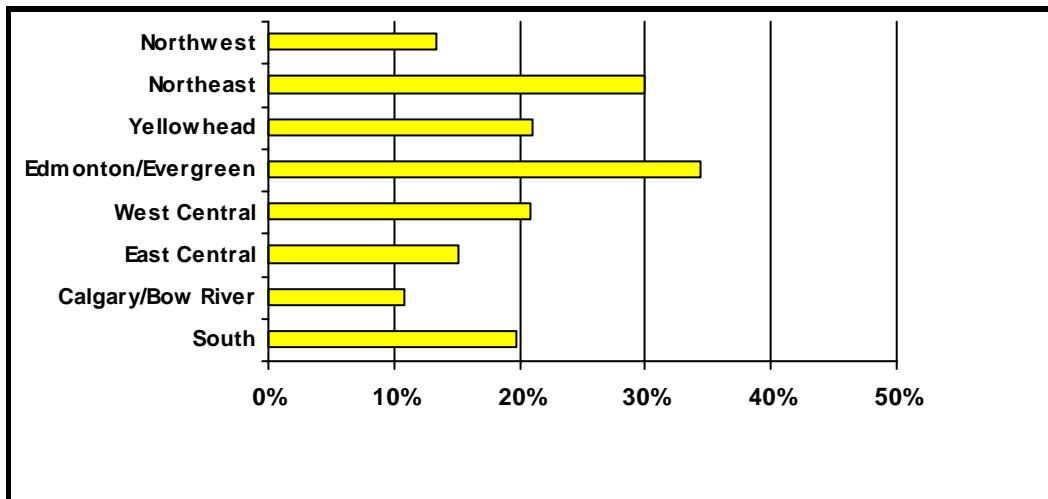


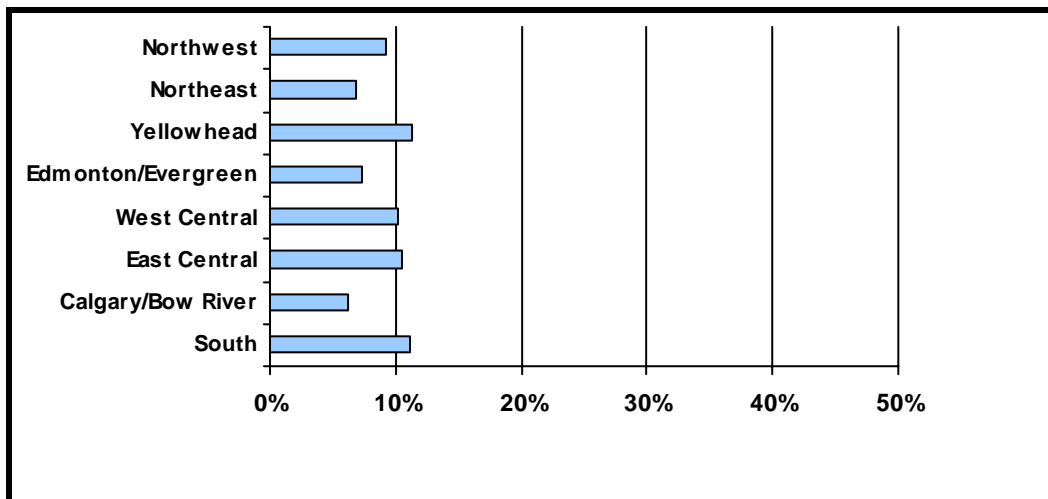
Figure 10c. Percent Expenditures to Adults by FCSS Region



10d. Percent Expenditures to Seniors by FCSS Region



10e. Percent Expenditures to Community Development by FCSS Region



10f. Percent Expenditures to FCSS Program Management by FCSS Region

Note: The Annual FCSS Program Report category used to identify grant transfers between municipalities is not represented in graphical format. Expenditures are counted in receiving program Annual Reports (and excluded from the transferring program Annual Reports) to prevent double counting of figures.

FCSS Program Management includes direct program support, i.e., program planning, development, supervision, etc.

Of the 206 local FCSS Programs reporting for 2009, the number of Programs with funding to the six projects and services categories for each FCSS Region and the total across the province is shown below (Fig. 11). For comparison purposes, the total number of Programs in each region is also shown.

Region	Children/ Youth	Families	Adults	Seniors	Comm. Devel.	FCSS Program Management	Total # Programs in Region
Northwest	\$2,216,010 33	\$1,279,665 30	\$554,844 25	\$1,324,663 26	\$922,835 28	\$641,907 26	37
Northeast	\$2,214,237 21	\$1,188,019 20	\$637,997 18	\$827,109 23	\$2,304,012 21	\$529,863 19	36
Yellowhead	\$563,786 7	\$352,717 7	\$204,432 7	\$239,378 7	\$421,345 7	\$227,212 7	7
Edmonton/Evergreen	\$7,739,541 19	\$4,966,391 19	\$2,896,059 19	\$6,064,203 19	\$12,813,402 19	\$2,695,377 19	20
West Central	\$1,950,043 22	\$1,345,223 22	\$539,542 22	\$1,808,327 22	\$1,709,346 22	\$833,562 22	24
East Central	\$1,665,120 38	\$927,287 36	\$592,400 26	\$882,237 33	\$831,068 32	\$575,262 34	43
Calgary/Bow River	\$6,630,132 21	\$9,897,694 21	\$3,651,545 19	\$8,964,912 20	\$3,820,827 21	\$2,210,585 21	23
South	\$1,599,352 14	\$2,362,452 14	\$242,880 11	\$1,799,028 13	\$1,710,516 13	\$961,892 14	16
Totals:	\$24,578,220 175	\$22,319,448 169	\$9,319,699 147	\$21,909,856 163	\$24,533,352 163	\$8,675,661 162	\$111,336,235 206

Figure 11: Number of Programs with Funding to Projects and Services Categories by FCSS Region

Note: FCSS Program Management includes direct program support, i.e., program planning, development, supervision, etc.

9. Project Types

Frequent requests for information are received about the kinds of projects that are funded through FCSS. In an effort to respond to these requests, two levels of coding, Project Type Level I and Project Type Level II, have been created in the FCSS Annual Report database to group projects and services.

The groupings under Project Type Level I focus on the general type of service that is being provided, for example, counselling or information and referral. Also, under Level I, services for children and youth are further divided into specific age groupings. Project Type Level II is more specific than Level I and identifies projects by the common name of the activity or the context, for example, location in which the service is being provided.

Figure 12 shows expenditures for the year 2009 sorted by Project Type Level I.

Project Type	Total Funding	# of Programs (out of 206)
Early Child Development/Support (0-6)	\$4,442,376	109
Pre-Adolescent Development/Support (7- 12)	\$3,188,571	96
Youth Development/Support (13-17)	\$6,276,748	120
Child Development/Support (0-17)	\$14,420,465	161
Counselling	\$9,983,829	76
Information/Referral/Public Information	\$6,404,314	127
Outreach	\$28,340,265	165
Community Planning/Development	\$21,451,195	148
Volunteers	\$4,799,918	127
Transportation	\$1,111,866	20
Workshops, Conferences, Conventions	\$911,882	71
Training, Seminars, Courses	\$1,204,089	74
Program Administration	\$8,800,718	162
Total:	\$111,336,235	

Figure 12: Selected Project Types Level I

Note: Only certain types of transportation services are eligible for FCSS funding. Reference page 5-27 of the *FCSS Program Handbook* (FCSS Program Advice Inventory Listing section) for additional information.

Figure 13 shows a selection of Project Type Level II categories for the year 2009 where total expenditures exceed \$1,000,000.

Project Type	Total Funding	# of Programs (out of 206)
Early Intervention Projects	\$19,619,495	134
Home Support, Home Help, Handiman, etc.	\$10,931,226	80
Short-Term Crisis Intervention and Support	\$8,691,934	72
Parenting/Family Life Education and Development Programs	\$8,016,802	128
Studies, Research, Surveys, Community Assessment	\$7,622,854	76
Seniors - Assistance/Self-Help Programs	\$6,487,023	127
Community Centres - Drop In Centres, Family Centres, Youth Centres, Distress Centres, etc.	\$3,877,806	46
Prevention of Family Violence	\$3,396,075	47
Cross Cultural, Immigrant, Newcomer Support	\$2,748,555	35
Family School Liaison Worker/Program	\$2,583,552	57
Boys and Girls Clubs	\$2,491,270	26
Seniors Socialization Activities	\$2,412,098	72
Life Skills Programs, Self-Esteem (e.g., QUEST)	\$1,862,631	85
Volunteer Support	\$1,788,067	54
Aboriginal/Métis Programs, Services	\$1,429,291	16
Youth - Assistance/Self-Help Programs	\$1,398,593	51
Volunteer Recruitment, Training, Development, and Placement Services, Registries, Centres	\$1,372,993	55
Preschool Programs (Playgroup, Nursery School, etc.)	\$1,325,670	74
Meals on Wheels, Wheels to Meals	\$1,137,970	35
Leadership Training	\$1,033,626	41
Total:	\$90,227,531	

Figure 13: Project Types Level II with Expenditures Over \$1,000,000

The five Project Type Level II categories with the highest expenditures for 2009 are compared to expenditure levels for prior years in Figure 14. The actual amounts are shown in the table below.

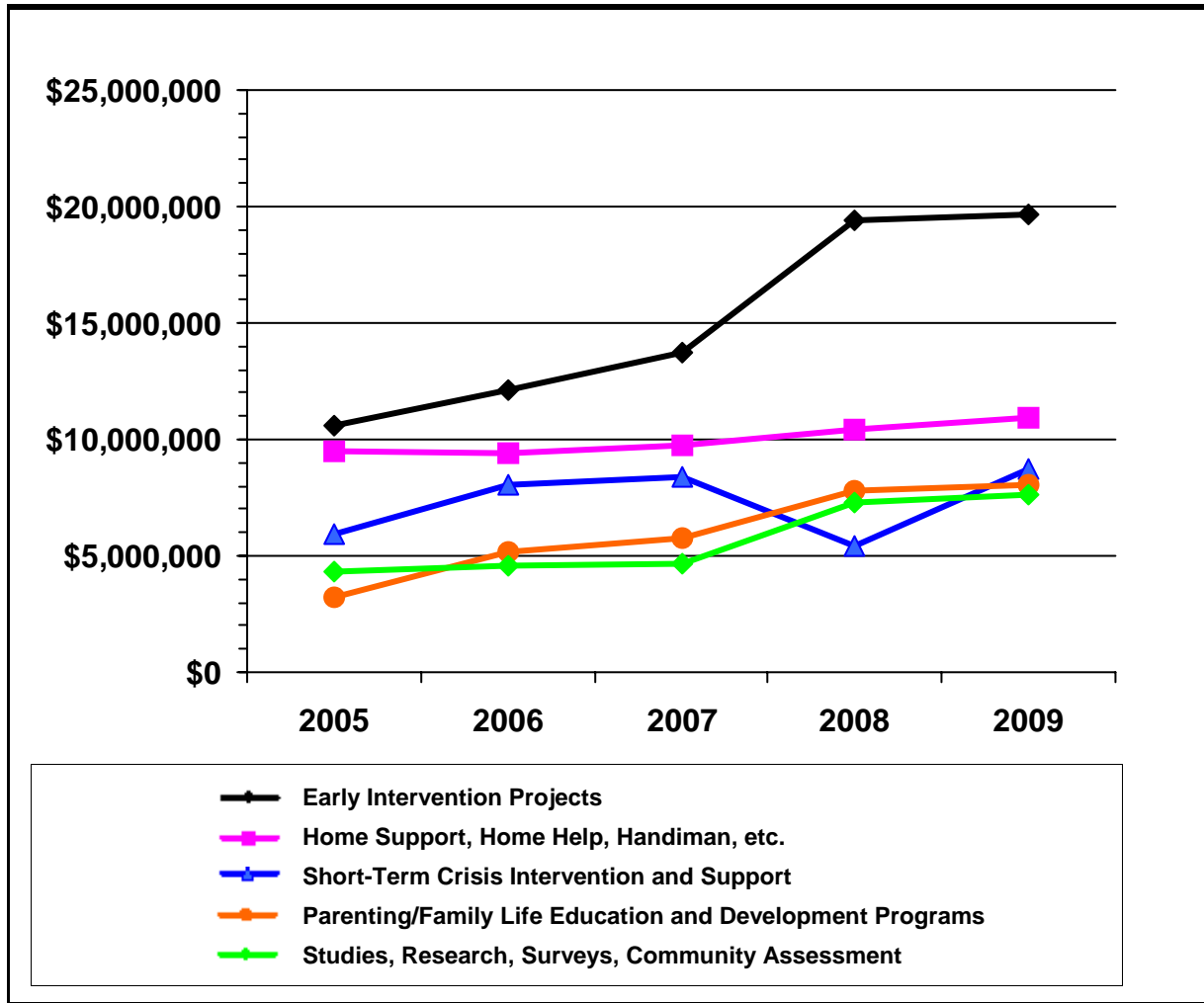


Figure 14: Project Types Level II by Year

Project Type	2005	2006	2007	2008	2009
Early Intervention Projects	\$10,559,878	\$12,152,445	\$13,702,186	\$19,380,819	\$19,619,495
Home Support, Home Help, Handiman, etc.	\$9,462,175	\$9,422,562	\$9,727,669	\$10,444,236	\$10,931,226
Short-Term Crisis Intervention and Support	\$5,945,695	\$8,016,076	\$8,418,472	\$5,385,324	\$8,691,934
Parenting/Family Life Education and Development Programs	\$3,254,341	\$5,132,193	\$5,743,277	\$7,821,025	\$8,016,802
Studies, Research, Surveys, Community Assessment	\$4,321,863	\$4,601,207	\$4,633,260	\$7,248,020	\$7,622,854

The current status of data entry is reflected in this report and may differ from amounts reported in prior reports.

10. Service Delivery

Completed Annual FCSS Program Reports identify projects that are delivered internally and those that are delivered by external groups. This data may be used to report patterns and trends in service delivery over a period of time.

The distribution of expenditures by internal and external delivery modes for each FCSS Region is shown below (Fig. 15). The actual expenditure amounts are reported in the table.

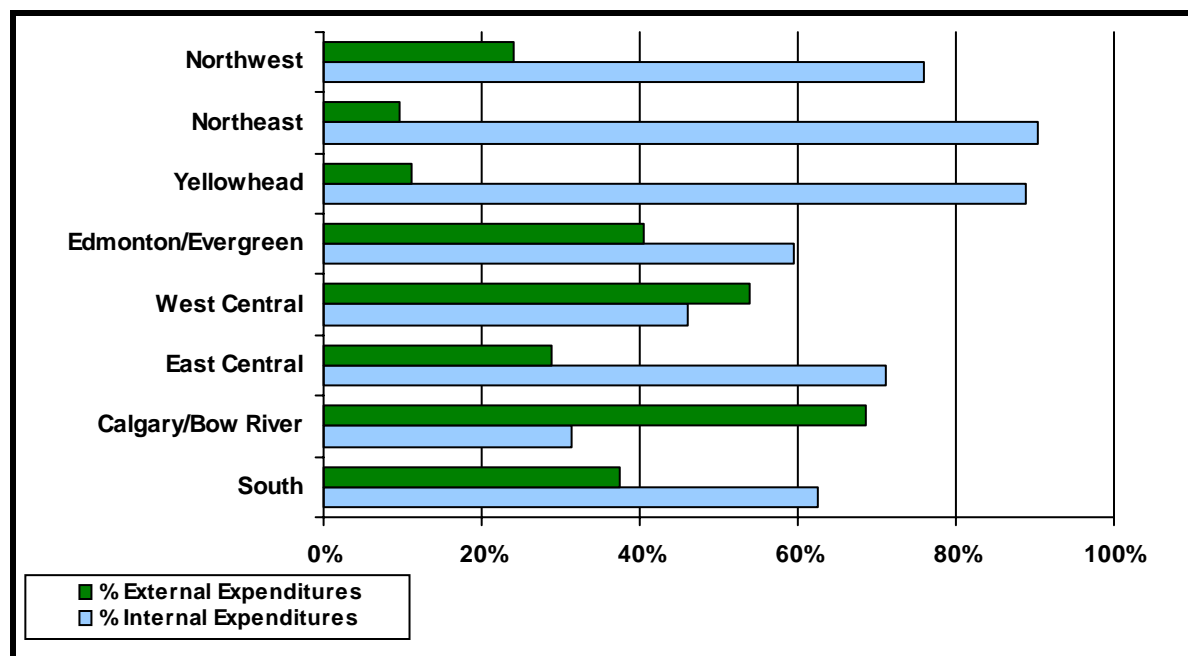


Figure 15: Percent Internal Expenditures vs Grants to External Groups by FCSS Region

FCSS Region	Internal Expenditures	% Internal Expend	Grants to External Groups	% External Expend	Total Expenditures
Northwest	\$5,276,087	76%	\$1,663,837	24%	\$6,939,924
Northeast	\$6,965,983	90%	\$735,254	10%	\$7,701,237
Yellowhead	\$1,782,775	89%	\$226,095	11%	\$2,008,869
Edmonton/Evergreen	\$22,136,660	60%	\$15,038,312	40%	\$37,174,972
West Central	\$3,776,383	46%	\$4,409,660	54%	\$8,186,044
East Central	\$3,895,079	71%	\$1,578,295	29%	\$5,473,374
Calgary/Bow River	\$11,080,864	32%	\$24,094,831	68%	\$35,175,695
South	\$5,422,600	63%	\$3,253,520	37%	\$8,676,120
TOTAL:	\$60,336,431	54%	\$50,999,804	46%	\$111,336,235

The percentage of expenditures for projects that are internally delivered compared to expenditures for projects that are delivered by external groups is shown for the various projects and services categories (Fig. 16). The actual expenditure amounts are shown in the table below.

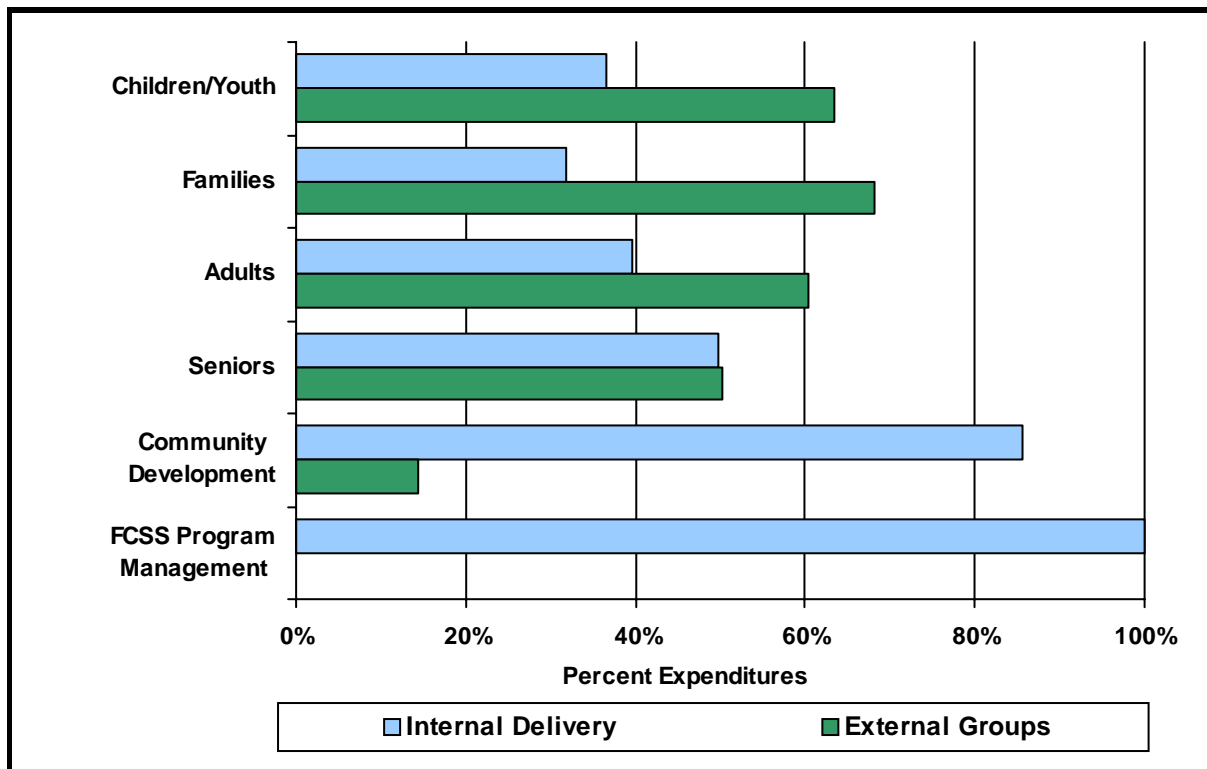


Figure 16: Percent Expenditures in Projects and Services Categories by Service Delivery Type

Project Category	Internal Delivery	External Groups	Total
Children/Youth	\$8,964,995	\$15,613,225	\$24,578,220
Families	\$7,125,731	\$15,193,717	\$22,319,448
Adults	\$3,686,203	\$5,633,495	\$9,319,699
Seniors	\$10,886,535	\$11,023,322	\$21,909,856
Community Development	\$20,997,307	\$3,536,045	\$24,533,352
FCSS Program Management	\$8,675,661		\$8,675,661
	\$60,336,431	\$50,999,804	\$111,336,235

11. Future Directions for the FCSS Annual Report Database

This FCSS Annual Overview provides a selection of reports primarily based on data included in 2009 Annual FCSS Program Reports received from municipalities and 2009/2010 Annual FCSS Program Reports received from Métis Settlements. Where data is available, comparisons are made to prior year reporting. As successive years of data are entered into the system, additional reports are being produced to compare across a number of years. Over time, changes and trends in the Program, such as the mode of service delivery, percentage of expenditures in service categories, types of projects and services, and the numbers of unexpended dollars and over contributions may be tracked.

The database makes it possible to manipulate the information that is collected each year through Annual FCSS Program Reports in ways that are much more detailed than was possible in the past. However, like any database, the FCSS Annual Report database is only as good as the information that is entered into it. The ministry is committed to ensuring that the data is valid, meaningful and useful. The database continues to be a “work in progress” and as changes in FCSS occur or issues emerge the database will be modified to meet these needs.

Occasionally, additional information is requested from FCSS Programs to increase the reporting potential of the database. Our goal is to continually improve information that can be made available to local Programs, municipalities, Métis Settlements, regions and the province.

Comments and suggestions for the improvement of reports and the database design to ensure that it meets the needs of municipalities and Métis Settlements participating in the FCSS Program are welcome. A list of provincial contacts is provided in Appendix B.

FAMILY AND COMMUNITY SUPPORT SERVICES
Programs and Program Contacts

Appendix A

Program	Contact	Participating Municipalities	Population
Airdrie	Mr. Clay Aragon FCSS Coordinator Telephone # (403) 948-8800		38,091
Alberta Beach	Ms. Trista Court Recreation and FCSS Director Telephone # (780) 785-3411		884
Alix	Ms. Glenna Carlson Administrator Telephone # (403) 747-2031		851
Amisk	Ms. Kathy Ferguson Municipal Administrator Telephone # (780) 856-3980		172
Andrew	Ms. Donna Zabel Program Director Telephone # (780) 365-3885		465
Athabasca	Mr. Terry Smith Executive Director Telephone # (780) 675-2623	COUNTY OF ATHABASCA NO. 12 TOWN OF ATHABASCA VILLAGE OF BOYLE S.V. OF MEWATHA BEACH S.V. OF SUNSET BEACH S.V. OF WEST BAPTISTE	7,592 2,734 918 167 88 104
			11,603
Banff	Ms. Alison Gerrits Community Services Director Telephone # (403) 762-1251	TOWN OF BANFF I.D. NO. 9	8,721 938
			9,659

Program	Contact	Participating Municipalities	Population
Barons-Eureka-Warner	Mr. Greg Pratt Director Telephone # (403) 345-3000	TOWN OF COALDALE TOWN OF COALHURST TOWN OF MILK RIVER TOWN OF PICTURE BUTTE TOWN OF RAYMOND TOWN OF TABER TOWN OF VAUXHALL COUNTY OF LETHBRIDGE COUNTY OF WARNER NO. 5 M.D. OF TABER NO. 14 VILLAGE OF BARONS VILLAGE OF BARNWELL VILLAGE OF COUTTS VILLAGE OF NOBLEFORD VILLAGE OF STIRLING VILLAGE OF WARNER	6,943 1,810 846 1,592 3,674 7,821 1,069 10,302 3,776 6,714 297 613 305 877 1,106 383
			48,128
Barrhead	Ms. Gladys Friedirch Executive Director Telephone # (780) 674-3341	TOWN OF BARRHEAD COUNTY OF BARRHEAD NO. 11	4,209 5,845
			10,054
Bashaw	Ms. Rosemary Wittevrongel Chief Administrative Officer Telephone # (780) 372-3911		
			868
Bassano	Ms. Kelly Christman Coordinator Telephone # (403) 641-3788		
			1,390
Beaumont	Ms. Kim Williston Director Telephone # (780) 929-3322		
			11,794
Beaverlodge	Ms. Kathleen Turner FCSS Director Telephone # (780) 567-5598		
			2,264

Program	Contact	Participating Municipalities	Population
Beiseker	Ms. Jo-Anne Lambert Chief Administrative Officer Telephone # (403) 947-3774		837
Bentley	Ms. Barb Carson Community Services Manager Telephone # (403) 748-2160	TOWN OF BENTLEY S.V. OF GULL LAKE	1,132 204 1,336
Berwyn	Ms. Theresa Johnson Community Services Coordinator Telephone # (780) 338-3801		561
Big Lakes	Ms. Sharon Strang Director Telephone # (780) 776-0008		4,030
Big Valley	Ms. Corinne Feusi Chief Administrative Officer Telephone # (403) 876-2269		351
Bighorn	Mr. Martin Buckley Chief Administrative Officer Telephone # (403) 673-3611		1,454
Birch Hills	Ms. Irene Cooper Chief Administrative Officer Telephone # (780) 694-3793		1,610
Black Diamond	Ms. Suzan Nagel Coordinator Telephone # (403) 933-4348		2,308
Blackfalds	Ms. Jackie Pinsent Community and FCSS Coordinator Telephone # (403) 885-6247		5,610

Program	Contact	Participating Municipalities	Population
Bon Accord	Ms. Florence Casey Community Services Director Telephone # (780) 921-2137		1,534
Bonnyville (MD)	Mr. Ryan Poole Chief Administrative Officer Telephone # (780) 826-3171		9,047
Bonnyville and District	Mr. David Beale Director Telephone # (780) 826-2120		6,470
Botha	Ms. Karen Ashton Chief Administrative Officer Telephone # (403) 742-5079		185
Bow Island	Ms. Corinna Roth-Beacome Director Telephone # (403) 545-2200	TOWN OF BOW ISLAND COUNTY OF FORTY MILE NO. 8 VILLAGE OF FOREMOST	1,868 3,414 524
Brazeau	Mr. Ron McCullough Chief Administrative Officer Telephone # (780) 542-7777		5,806
Breton	Ms. Deanne Young Director Telephone # (780) 696-3636		7,040
Bruderheim	Ms. Jodi Brown Director Telephone # (780) 796-3731		579
Buffalo Lake	Ms. Margaret Daniels Administrator Telephone # (780) 689-3981		1,215
			1,206

Program	Contact	Participating Municipalities	Population
Calgary	Ms. Katie Black FCSS Manager Telephone # (403) 268-5155		1,065,455
Camrose	Ms. Margaret Holliston Executive Director Telephone # (780) 672-0141	COUNTY OF CAMROSE NO. 22 CITY OF CAMROSE VILLAGE OF BAWLF VILLAGE OF BITTERN LAKE VILLAGE OF EDBERG VILLAGE OF FERINTOSH VILLAGE OF HAY LAKES VILLAGE OF NEW NORWAY VILLAGE OF ROSALIND	7,577 16,543 374 232 155 193 429 323 214
			26,040
Canmore	Ms. Brenda Caston Manager Telephone # (403) 678-7126		12,226
Cardston	Ms. Chris Fox Community Services Director Telephone # (403) 653-3734	TOWN OF CARDSTON CARDSTON COUNTY VILLAGE OF GLENWOOD VILLAGE OF HILL SPRING	3,578 2,773 280 192 0
			6,823
Carstairs	Ms. Robbin Bowman Director Telephone # (403) 337-3341		2,656
Castor	Ms. Carla Beggs Coordinator Telephone # (403) 882-2115		931
Cereal	Ms. Mary Ann Salik Administrator Telephone # (403) 326-3823		126

Program	Contact	Participating Municipalities	Population
Claresholm	Ms. Kristein Johnson Director Telephone # (403) 625-4417		3,700
Clear Hills	Mr. Dallas Logan Director Telephone # (780) 685-3925		3,293
Clearwater Regional	Ms. Tracy King Manager Telephone # (403) 845-3720	TOWN OF ROCKY MOUNTAIN HOUSE CLEARWATER COUNTY VILLAGE OF CAROLINE	7,231 11,826 515
			19,572
Clive	Ms. Karen Kane Municipal Administrator Telephone # (403) 784-3366		610
Cochrane	Ms. Susan Flowers FCSS & Social Planning Manager Telephone # (403) 851-2250		15,424
Cold Lake	Ms. Christine McWillis FCSS Manager Telephone # (780) 594-4494		13,924
Consort	Ms. Michelle Formanek Acting Chief Administrative Officer Telephone # (403) 577-3623		739
Coronation	Ms. Diane Schmidt Town Administration Telephone # (403) 578-2727		1,015
Cowley	Ms. Cindy Cornish Chief Administrative Officer Telephone # (403) 628-3808		219

Program	Contact	Participating Municipalities	Population
Cremona	Ms. Tanya Shand Director Telephone # (403) 510-4521		463
Crossfield	Ms. Shauna Madsen FCSS Coordinator Telephone # (403) 946-5565		2,648
Crowsnest Pass	Mr. Cam Mertz Community Services Director Telephone # (403) 562-8833		5,749
Cypress	Mr. Doug Henderson Assistant Manager Telephone # (403) 526-2888		6,729
Delia	Ms. Caroline Siverson Chief Administrative Officer Telephone # (403) 364-3787		207
Dewberry	Ms. Sherry Johnson Acting Chief Administrative Officer Telephone # (780) 847-3053		231
Didsbury	Ms. Jolene Leutschaft FCSS Coordinator Telephone # (403) 335-8719		4,599
Donalda	Mr. Peter Simons Chief Administrative Officer Telephone # (403) 883-2345		224
Drayton Valley	Ms. Lola McGhie FCSS Coordinator Telephone # (780) 514-2204		6,893

Program	Contact	Participating Municipalities	Population
Drumheller	Ms. Karla Roberts Community Services Director Telephone # (403) 823-1315		7,932
East Prairie	Ms. Joan Haggerty Community Services Coordinator Telephone # (780) 523-2594		906
Eckville	Ms. Heather Allen Director Telephone # (403) 746-3177		1,002
Edmonton	Ms. Colleen Burton-Ochocki Community Services Director Telephone # (780) 496-5840		782,439
Edson	Mr. Mike Butler Director of Community Services Telephone # (780) 723-4403		8,365
Elizabeth	Ms. Phyllis Collins Community Services Director Telephone # (780) 594-5026		820
Elk Point	Ms. Deanna Easthope Director Telephone # (780) 724-3800		1,512
Empress	Mr. Darran Dick Chief Administrative Officer Telephone # (403) 565-3938		136
Fairview	Ms. Rebecca Stewart Director Telephone # (780) 835-5471	TOWN OF FAIRVIEW M.D. OF FAIRVIEW NO. 136	3,297 1,856
			5,153

Program	Contact	Participating Municipalities	Population
Fishing Lake	Mr. Lorne Dustow Community Services Liaison Telephone # (780) 943-2202		952
Flagstaff	Ms. Gail Watt Director Telephone # (780) 385-3020	FLAGSTAFF COUNTY TOWN OF DAYSLAND TOWN OF HARDISTY TOWN OF KILLAM TOWN OF SEDGEWICK VILLAGE OF ALLIANCE VILLAGE OF FORESTBURG VILLAGE OF GALAHAD VILLAGE OF HEISLER VILLAGE OF LOUGHEED VILLAGE OF STROME	3,506 818 761 1,019 891 197 895 134 153 240 252
			8,866
Foothills	Ms. Judy Gordon Community Services Coordinator Telephone # (403) 652-2341		19,736
Fort Macleod	Ms. Angie O'Connor Director Telephone # (403) 553-4491		3,072
Fort Saskatchewan	Ms. Barb Bigelow Director Telephone # (780) 992-6203		17,469
Fox Creek	Ms. Catherine Cole Community Services Director Facilitator Telephone # (780) 622-3758		2,278
Gibbons	Ms. Kelly Taylor Community Services Director Telephone # (780) 923-3331		2,848

Program	Contact	Participating Municipalities	Population
Gift Lake	Ms. Jenny Laderoute Community Services Director Telephone # (780) 767-2112		999
Glendon	Ms. Paula Mack Chief Administrative Officer Telephone # (780) 635-3807		483
Grande Cache	Mr. Duane Didow Executive Director Telephone # (780) 827-2446		3,783
Grande Prairie (City)	Ms. Donelda Laing Community Social Development Manager Telephone # (780) 538-0409		50,227
Grande Prairie (County)	Ms. Kathleen Turner FCSS Director Telephone # (780) 567-5598		17,989
Granum	Mr. Larry Flexhaug Chief Administrative Officer Telephone # (403) 687-3822		445
Grasslands	Ms. Lynn Pye-Matheson Director Telephone # (403) 362-4549	CITY OF BROOKS COUNTY OF NEWELL NO. 4 VILLAGE OF DUCHESS VILLAGE OF ROSEMARY VILLAGE OF TILLEY	13,581 7,101 978 388 405
			22,453
Greenview	Ms. Lisa Hannaford Manager Telephone # (780) 524-7636	M.D. OF GREENVIEW NO. 16 TOWN OF VALLEYVIEW	5,464 1,884
			7,348

Program	Contact	Participating Municipalities	Population
Grimshaw	Ms. Tracy Halerewich Community Services Coordinator Telephone # (780) 332-4788		2,537
Halkirk	Ms. Doris Cordel Village Administrator Telephone # (403) 884-2464		113
Hanna	Ms. Gwen Snell Community Services Director Telephone # (403) 854-4433		2,847
High Level	Ms. Nici Carmichael Director Telephone # (780) 821-4012		3,887
High Prairie	Mr. John Eriksson Town Manager Telephone # (780) 523-3388		2,836
High River	Ms. Shelley Koot FCSS Manager Telephone # (403) 652-8620		11,346
Hines Creek	Ms. Leila Sumner Chief Administrative Officer Telephone # (780) 494-3690		430
Hinton	Ms. Olga Uloth Supervisor Telephone # (780) 865-6031		9,825
Hythe	Ms. Monica Shaw Director Telephone # (780) 356-3888		821

Program	Contact	Participating Municipalities	Population
Innisfail	Ms. Shelley Gagnon Community Services Director Telephone # (403) 227-3376		7,883
Irricana	Ms. Cathy O'Donoghue Community Services Director Telephone # (403) 935-4672		1,243
Jasper	Ms. Kathleen Waxer Director Telephone # (780) 852-2100		4,745
Kikino	Mr. Roger Littlechilds Administrator Telephone # (780) 623-7868		1,113
Kinuso	Mr. Brad Watson Administrator Telephone # (780) 775-3570		219
Kitscoty	Mr. Harold Trew Chief Administrative Officer Telephone # (780) 846-2221		808
Kneehill	Ms. Shelley Jackson Director Telephone # (403) 443-3800	KNEEHILL COUNTY TOWN OF THREE HILLS TOWN OF TROCHU VILLAGE OF ACME VILLAGE OF CARBON VILLAGE OF LINDEN	5,218 3,322 1,113 656 570 741
			11,620
Lac La Biche	Ms. Anita Polturak Coordinator Telephone # (780) 623-7979		9,123

Program	Contact	Participating Municipalities	Population
Lac Ste. Anne	Ms. Kristin Tomkiewych Interim Recreation and FCSS Director Telephone # (866) 880-5722		10,220
Lacombe (City)	Ms. Maribeth Friesen Executive Director Telephone # (403) 782-6637		11,733
Lacombe (County)	Mr. Terry Hager County Commissioner Telephone # (403) 782-6601		10,507
Lamont (County)	Ms. Sara Rindero FCSS Director Telephone # (780) 895-7751	LAMONT COUNTY TOWN OF MUNDARE VILLAGE OF CHIPMAN	3,925 823 294
			5,042
Lamont (Town)	Ms. Betty Malica Office Assistant Telephone # (780) 895-2010		1,664
Leduc (City)	Ms. Tabitha White FCSS Manager Telephone # (780) 980-7174		21,597
Leduc (County)	Ms. Jennifer Hourihan FCSS Director Telephone # (780) 955-6411	LEDUC COUNTY TOWN OF CALMAR TOWN OF DEVON VILLAGE OF NEW SAREPTA VILLAGE OF THORSBY VILLAGE OF WARBURG	12,730 2,033 0 530 945 696
			16,934
Legal	Ms. Ruthann Weeks FCSS Coordinator Telephone # (780) 961-3773		1,192

Program	Contact	Participating Municipalities	Population
Lesser Slave River	Ms. Debbie Conrad Director of Finance Telephone # (780) 849-4888		2,820
Lethbridge	Ms. Diane Randell Social Planner Telephone # (403) 320-3917		85,492
Lloydminster	Mr. Ward Read Community Development Officer Telephone # (780) 875-6184		17,402
Longview	Ms. Leslie Fitzgerald Chief Administrative Officer Telephone # (403) 558-3922		334
Mackenzie	Mr. William (Bill) Kostiw Chief Administrative Officer Telephone # (780) 927-3718		10,002
Magrath	Mr. Wade Alston Chief Administrative Officer Telephone # (403) 758-3212	TOWN OF MAGRATH CARDSTON COUNTY (35%)	2,254 1,493
			3,747
Ma-Me-O Beach	Ms. Sylvia Roy Chief Administrative Officer Telephone # (780) 586-2494	S.V. OF MA-ME-O BEACH S.V. OF CRYSTAL SPRINGS S.V. OF GOLDEN DAYS S.V. OF GRANDVIEW S.V. OF NORRIS BEACH S.V. OF POPLAR BAY	155 112 207 127 40 84
			725
Manning and District	Mrs. Arlene Henitiuk Director Telephone # (780) 836-2170		1,493

Program	Contact	Participating Municipalities	Population
Mannville-Minburn-Innisfree	Ms. Jannette Riedel Director Telephone # (780) 763-3005	VILLAGE OF MANNVILLE VILLAGE OF INNISFREE VILLAGE OF MINBURN	761 233 65
			1,059
Marwayne	Ms. Joanne Horton Chief Administrative Officer Telephone # (780) 847-3962		569
Mayerthorpe	Ms. Joanne Johnson Coordinator Telephone # (780) 786-2416		1,474
Medicine Hat	Mr. Varley Weisman Manager of Social Development Telephone # (403) 529-8314		61,097
Millet	Ms. Virginia Lehman Manager Telephone # (780) 361-4425		2,125
Minburn	Mr. David Marynowich Manager Telephone # (780) 632-2082		3,319
Morinville	Ms. Susan MacDonald FCSS Director Telephone # (780) 939-4361		7,636
Morrin	Ms. Annette Plachner Administrator Telephone # (403) 772-3870		253
Mountain View	Ms. Michelle Honeyman FCSS Director Telephone # (403) 335-3311		12,570

Program	Contact	Participating Municipalities	Population
Munson	Mr. Lyle Cawiezel Administrator Telephone # (403) 823-6987		217
Nampa	Ms. Susan Bowling Director Telephone # (780) 322-3954		373
Nanton	Ms. Nicole Van Langen Director Telephone # (403) 646-2436		2,124
Northern Lights	Ms. Theresa Van Oort Chief Administrative Officer Telephone # (780) 836-3348		3,556
Northern Sunrise	Ms. Susan Bowling FCSS Director Telephone # (780) 322-3954		2,909
Okotoks	Ms. Debbie Posey FCSS Team Leader Telephone # (403) 938-8935		21,690
Olds	Ms. Babara Hill Community Services Director Telephone # (403) 556-6981		7,248
Onoway	Ms. Trista Court Recreation and FCSS Director Telephone # (780) 785-3411		875
Opportunity	Ms. Donna Lakey Community Service Manager Telephone # (780) 891-3778		3,259

Program	Contact	Participating Municipalities	Population
Oyen	Ms. Heather Norris Director Telephone # (403) 664-2255	TOWN OF OYEN M. D. OF ACADIA NO. 34	1,190 545
			1,735
Paddle Prairie	Ms. Joanne Ducharme Community Services Coordinator Telephone # (780) 981-2227		
			1,089
Paintearth	Ms. Tarolyn Peach Chief Administrative Officer Telephone # (403) 882-3211		
			2,126
Paradise Valley	Ms. Connie Wilkinson Municipal Administrator Telephone # (780) 745-2287		
			183
Parkland	Mr. Ken Van Buul Recreation and Parks Services Manager Telephone # (780) 968-8435		
			30,089
Peace	Mr. Lyle McKen Administrator Telephone # (780) 338-3845		
			1,487
Peace River	Ms. Tanya Bell Community Services Director Telephone # (780) 624-1000		
			6,315
Peavine	Mr. Blair Cunningham Community Service Coordinator Telephone # (780) 523-5944		
			905
Pincher Creek (M.D.)	Ms. Wendy Kay Chief Administrative Officer Telephone # (403) 627-3130		
			3,309

Program	Contact	Participating Municipalities	Population
Pincher Creek (Town)	Mr. David Green FCSS Coordinator Telephone # (403) 627-3156		
			3,712
Ponoka	Ms. Wes Amendt Executive Director Telephone # (403) 783-4462	TOWN OF PONOKA PONOKA COUNTY (52.9%)	6,576 4,579
			11,155
Provost	Ms. Leslie Steffenhagen Director Telephone # (780) 753-2288	TOWN OF PROVOST M.D. OF PROVOST NO. 52 VILLAGE OF CZAR VILLAGE OF HUGHENDEN	2,078 2,547 175 266
			5,066
Rainbow Lake	Ms. Evelyn Larsen Community Services Coordinator Telephone # (780) 956-3934		
			1,082
Red Deer	Mr. Scott Cameron Social Planning Manager Telephone # (403) 342-8101	CITY OF RED DEER RED DEER COUNTY TOWN OF BOWDEN TOWN OF PENHOLD VILLAGE OF DELBURNE VILLAGE OF ELNORA	89,891 19,108 1,236 2,114 765 338
			113,452
Redcliff	Ms. Cindy Murray Community Services Director Telephone # (403) 548-7415		
			5,096
Redwater	Mr. Ian Frankton Community Services Director Telephone # (780) 942-3519		
			2,192

Program	Contact	Participating Municipalities	Population
Rimbey	Ms. Peggy Makofka Executive Director Telephone # (403) 843-2030	TOWN OF RIMBEY PONOKA COUNTY (47.1%)	2,496 4,061
			6,557
Rocky View	Mr. Randy Ell FCSS Coordinator Telephone # (403) 230-1401		
			34,597
Ross Haven	Mr. Dennis Evans Municipal Administrator Telephone # (780) 446-1426		
			198
Saddle Hills	Ms. Dianne Nellis Chief Administrative Officer Telephone # (780) 864-3760		
			2,478
Sandy Beach	Ms. Wendy Wildman Chief Administrative Officer Telephone # (780) 967-2873		
			239
Sexsmith	Ms. Meghan Dohm Director Telephone # (780) 568-4345		
			2,255
Silver Sands	Ms. Wendy Wildman Chief Administrative Officer Telephone # (780) 967-0008		
			173
Slave Lake	Mr. Lenny Richer Director Telephone # (780) 849-8000		
			7,031
Smoky Lake (County)	Mr. Cory Ollikka Chief Administrative Officer Telephone # (780) 656-3730		
			2,716

Program	Contact	Participating Municipalities	Population
Smoky Lake (Town)			
	Ms. Valerie Billey FCSS Coordinator Telephone # (780) 656-3674		
			1,010
Smoky River			
	Ms. Penny Fox Director Telephone # (780) 837-2220		
		TOWN OF FALHER	941
		M.D. OF SMOKY RIVER NO. 130	2,442
		TOWN OF MCLENNAN	824
		VILLAGE OF DONNELLY	374
		VILLAGE OF GIROUXVILLE	282
			4,863
South East Rocky View			
	Ms. Patty Sproule Director Telephone # (403) 207-7099		
			13,760
South View			
	Ms. Wendy Wildman Chief Administrative Officer Telephone # (780) 967-0008		
			115
Special Areas 2, 3, & 4			
	Mr. Darcy Ferguson Finance & Administration Director Telephone # (403) 854-5600		
			4,729
Spirit River (MD)			
	Ms. Carolyn Fredland FCSS Program Coordinator Telephone # (780) 864-3500		
		M.D. OF SPIRIT RIVER	662
		TOWN OF SPIRIT RIVER	1,148
		VILLAGE OF RYCROFT	638
			2,448
Spruce Grove			
	Mr. Ken Luck Director Telephone # (780) 962-7633		
			23,326
St. Albert			
	Mr. Scott Rodda Director Telephone # (780) 459-1511		
			58,501

Program	Contact	Participating Municipalities	Population
St. Paul (Town)	Ms. Linda Boone FCSS Director Telephone # (780) 645-5313		5,441
St. Paul County	Ms. Tammy Elkow Director Telephone # (780) 645-3301		5,925
Starland County	Mr. Ross D. Rawlusyk Administrator Telephone # (403) 772-3793		2,371
Stavely	Ms. Casey Arnestad FCSS Coordinator Telephone # (403) 549-2262		497
Stettler (Town)	Ms. Faye Blakely Administrator Telephone # (403) 742-2337		5,843
Stettler County	Ms. Faye Blakely Administrator Telephone # (403) 742-2337		5,216
Stony Plain	Ms. Christine Perina Director Telephone # (780) 963-8588		12,363
Strathcona	Ms. Jackie Winter Manager Telephone # (780) 464-4044		87,998
Sturgeon	Mr. Terry Cashin Community Services Manager Telephone # (780) 939-8335		19,165

Program	Contact	Participating Municipalities	Population
Sundre	Ms. Wendy Dichrow Director Telephone # (403) 638-1011		2,518
Sunrise Beach	Ms. Wendy Wildman Chief Administrative Officer Telephone # (780) 967-2873		170
Sunset Point	Ms. Hilda Marsh Chief Administrative Officer Telephone # (780) 460-7226		242
Swan Hills	Ms. Mireille Marquis Director Telephone # (780) 333-4119		1,858
Sylvan Lake	Ms. Marlene Curtis Coordinator Telephone # (403) 887-1137	TOWN OF SYLVAN LAKE S.V. OF BIRCHCLIFF S.V. OF HALF MOON BAY S.V. OF JARVIS BAY S.V. OF NORGLIWOLD S.V. OF SUNBREAKER COVE	11,115 125 32 183 270 137
Thorhild (Village)	Ms. Lori Lahti Director Telephone # (780) 398-3688		11,862
Thorhild County	Ms. Cindy Olchoway Director Telephone # (780) 398-2820		505
Tofield-Ryley-Beaver	Ms. Tammy Oliver-McCurdie Director Telephone # (780) 662-7067	TOWN OF TOFIELD BEAVER COUNTY (50%) VILLAGE OF RYLEY	1,876 2,838 458
			5,172

Program	Contact	Participating Municipalities	Population
Turner Valley			
	Mr. Rob Sabine Chief Administrative Officer Telephone # (403) 933-4944		
			2,022
Two Hills			
	Ms. Karen Forbes Director Telephone # (780) 657-3540		
		TOWN OF TWO HILLS	1,232
		VILLAGE OF MYRNAM	362
			1,594
Two Hills (County)			
	Mr. Robert Jorgensen Chief Administrative Officer Telephone # (780) 657-3358		
			2,801
Val Quentin			
	Mr. Dennis Evans Municipal Administrator Telephone # (780) 460-7226		
			181
Vegreville			
	Ms. Julie Gottselig Director Telephone # (780) 632-3966		
			5,834
Vermilion (Town)			
	Ms. Carol Coleman Coordinator Telephone # (780) 853-5358		
			4,472
Vermilion River County			
	Ms. Lois Peck FCSS Director Telephone # (780) 846-2244		
			7,900
Veteran			
	Ms. Debbie Johnstone Chief Administrative Officer Telephone # (403) 575-3954		
			293
Viking-Beaver			
	Ms. Joanne Stewart Director Telephone # (780) 336-4024		
		TOWN OF VIKING	1,085
		BEAVER COUNTY (50%)	2,838
		VILLAGE OF HOLDEN	398
			4,321

Program	Contact	Participating Municipalities	Population
Vilna	Ms. Twila Bauman Chief Administrative Officer Telephone # (780) 636-3620		274
Vulcan	Ms. Carrol Thomson Director Telephone # (403) 485-2192	TOWN OF VULCAN VULCAN COUNTY VILLAGE OF CARMANGAY VILLAGE OF CHAMPION VILLAGE OF LOMOND	1,940 3,830 261 384 175
			6,590
Wainwright	Ms. Cathy Charlton Director Telephone # (780) 842-2555	TOWN OF WAINWRIGHT M.D. OF WAINWRIGHT NO. 61 VILLAGE OF CHAUVIN VILLAGE OF EDGERTON VILLAGE OF IRMA	5,775 4,113 321 393 444
			11,046
Waskatenau	Ms. Bernice Macyk Village Administrator Telephone # (780) 358-2208		278
Wembley	Ms. Pam Decker FCSS Coordinator Telephone # (780) 766-2269		1,443
Westlock	Ms. Jayme Muc Interim Director Telephone # (780) 349-5900	WESTLOCK COUNTY TOWN OF WESTLOCK VILLAGE OF CLYDE	6,910 4,964 493
			12,367
Wetaskiwin (City)	Ms. Virginia Lehman Manager Telephone # (780) 361-4425		12,285

Program	Contact	Participating Municipalities	Population
Wetaskiwin (County)	Ms. Sharon James-Lock Coordinator Telephone # (780) 352-3321		
			10,535
Wheatland (County)	Ms. Sharon Tibeau Program Coordinator Telephone # (403) 934-5335		
		WHEATLAND COUNTY	8,164
		TOWN OF STRATHMORE	11,838
		VILLAGE OF HUSSAR	187
		VILLAGE OF ROCKYFORD	349
		VILLAGE OF STANDARD	380
			20,918
Whitecourt	Mr. Jay Granley Community Services Director Telephone # (780) 778-6300		
			9,202
Willow Creek	Ms. Cynthia Vizzutti Administrator Telephone # (403) 625-3351		
			5,337
Wood Buffalo	Ms. Carole Bouchard Superintendent Telephone # (780) 743-7912		
			89,950
Woodlands	Mr. Dean Bradford Community Services Director Telephone # (780) 778-8400		
			4,158
Yellowhead	Ms. Debbie Charest Comm. and Protective Services Director Telephone # (780) 325-3782		
			10,045
Yellowstone	Ms. Wendy Wildman Chief Administrative Officer Telephone # (780) 924-3181		
			170
Youngstown	Ms. Emma Garlock Municipal Administrator Telephone # (403) 779-3873		
			170

Program	Contact	Participating Municipalities	Population
Total Number of Programs (at Dec 31):		206	
Total Number Municipalities (at Dec 31):		318	
Total Population:			3,508,632

Notes:

For multi-municipality programs, the total population is the combined population of all municipalities participating in the program. Where municipalities participate in two or more multi-municipality programs, the population of the municipality is split between the programs.

The population figures are taken from the Municipal Affairs official population listing from 2009.

APPENDIX B

ALBERTA CHILDREN AND YOUTH SERVICES CONTACTS

Community Strategies and Support Division
Community Partnerships Branch
10th Floor, Sterling Place, 9940 – 106 Street, Edmonton, AB T5K 2N2
Fax: (780) 644-2671

Name	Title	Telephone No.	E-mail
Ken Dropko	Director	780-644-2485	Ken.Dropko@gov.ab.ca
Joyce Mellott	Senior Manager	780-415-6285	Joyce.Mellott@gov.ab.ca
Veronica Facundo	FCSS Financial and Program Review Officer	780-427-2804	Veronica.Facundo@gov.ab.ca
Deb Trachimowich	FCSS Financial and Program Review Officer	780-427-2803	Debbie.Trachimowich@gov.ab.ca
Arlene Wright	Administrative Assistant	780-422-5669	Arlene.Wright@gov.ab.ca