



# Family and Community Support Services

*Annual Overview 2004*

Community Project Support  
Community Strategies and Support Division  
Alberta Children's Services  
October 2005

---

## ***Table of Contents***

	<u>Page</u>
1. Introduction	1
2. Provincial Highlights	2
3. Program Highlights	6
4. Funding Highlights	7
5. Reconciliation of Funding Agreements	7
6. Provincial FCSS Budget	8
7. Revenue Sources and Expenditures	9
8. Projects and Services Categories	12
9. Project Types	18
10. Service Delivery	21
11. Future Directions for the FCSS Annual Report Database	23
Appendix A: Programs, Program Contacts, and Population	
Appendix B: Provincial Contacts	

## ***1. Introduction***

Alberta Children's Services is pleased to provide the fifth edition of the Family and Community Support Services (FCSS) Annual Overview. This document provides a provincial summary of FCSS activities and is intended to assist municipalities and Métis Settlements with information to support the operation of local programs.

FCSS is a unique 80/20 funding partnership between the Government of Alberta, and participating municipalities or Métis Settlements. Provincially, the FCSS Program receives its mandate from the *Family and Community Support Services Act and Regulation*. The *Regulation* sets out the service requirements, or broad parameters, that a municipality or settlement must meet to be eligible for funding. At the local level, a municipality or Métis Settlement council chooses whether to establish a Program, and enters into an agreement with the province to jointly fund the Program. Under FCSS, communities design and deliver social programs that are preventive in nature to promote and enhance well-being among individuals, families, and communities. The programs depend on community resources, often involving volunteers in management and delivery.

In April 2000, Alberta Children's Services began developing a database to assemble information collected from Annual FCSS Program Reports and reconciliation statements in a format where meaningful reports could be produced for municipalities and Métis Settlements, the Ministry, as well as other partners and stakeholders.

Information included in the Annual Overview combines program reporting from municipalities and Métis Settlements. Municipalities operate on a (January 1 to December 31) calendar year, and the 2004 Annual FCSS Program Reports were due to Alberta Children's Services on April 30, 2005. Métis Settlements operate on a (April 1, 2004 to March 31, 2005) fiscal year, and the 2004-05 Annual FCSS Program Reports were due July 31, 2005. When received, information provided on the annual reports is entered into the provincial FCSS database and reconciliation statements are prepared for each of the local FCSS Programs. The FCSS Annual Overview is then produced.

The current status of data entry is reflected in reports included in the FCSS Annual Overview 2004. Amounts may differ in future reports where data is updated. Also, due to rounding off of amounts, slight discrepancies in totals between figures may be noted.

## ***2. Provincial Highlights***

### **FCSS Grant**

The total budget allocation for the FCSS Program in 2004-05 was \$76.4 million with the province contributing \$61.1 million (80%), and participating municipalities and Métis Settlements contributing \$15.3 million (20%). The provincial grant increased by \$2.5 million from the previous fiscal year.

### **Ministerial Grants**

In 2004, Alberta Children's Services provided grants to the Family and Community Support Services Association of Alberta for the Resource Bank and the FCSS Making A Difference Outcome Evaluation Project.

### **Parent Resource Centres**

On July 13, 2004, the Minister of Children's Services, the Honourable Iris Evans, announced that the Government of Alberta had committed \$6 million towards an initiative to support 16 parent resource centres across the province. "Parent Link Centres" provide parents and their children with supports to ensure that children come to school ready to learn and parents are equipped to help their children develop and fulfill their potential. Parents can access information about community services, obtain referrals, and meet other parents, children, and families, while taking part in quality early learning activities at a Parent Link Centre.

### ***Child, Youth and Family Enhancement Act***

On November 1, 2004, the *Child, Youth and Family Enhancement Act* came into effect in Alberta. This legislation supports the development and well-being of children, youth and families. The *Act* allows for increases to services for families before they reach crisis, more quickly establishes permanent homes for children in government care, and strengthens the involvement of First Nations, Métis and other Aboriginal communities in planning for their children. Access to adoption information also changed under this *Act*.

### ***The Family Support for Children with Disabilities Act***

On July 29, 2004, the *Family Support for Children with Disabilities Act* came into effect in Alberta. It is the first separate and distinct legislation in Canada for children with disabilities and their families. The *Act* was created based on input from Albertans during the *Child Welfare Act* Review that occurred in 2001-02. Parents and stakeholders indicated the unique needs of children with disabilities could not be sufficiently addressed within the provisions of the *Child Welfare Act*, which led to the creation of this unique legislation.

### **Family Violence Roundtable Report**

On October 20, 2004, the Government of Alberta released a report outlining key areas for action arising from the Alberta Roundtable on Family Violence and Bullying. The roundtable report, "Finding Solutions Together," was developed by government and is based on information gathered during the roundtable process. The report outlines government's long-term objectives and highlights activities that are currently underway or in development with community partners. The Alberta Roundtable on Family Violence was held in Calgary, Alberta, on May 7, 2004, following several months of public consultations with 3,500 Albertans.

### **New Cabinet Appointed**

On November 24, 2004, the new provincial Cabinet was announced following the provincial election on November 22, 2004. With the increased emphasis on post-secondary education in the government's 20-year strategic plan, the former Ministry of Learning was split into Education (for K-12 education) and Advanced Education (for post-secondary education). Finance and Revenue were merged into a single Finance Ministry. Infrastructure and Transportation were combined into the Infrastructure and Transportation Ministry. Responsibility for community supports, including the Assured Income for the Severely Handicapped and Persons with Developmental Disabilities programs, was added to the Seniors Ministry, now known as Seniors and Community Supports. The newly created portfolio of Restructuring and Government Efficiency includes responsibility for the Alberta Corporate Service Centre (formerly with Innovation and Science) and for developing ideas and policies to streamline the delivery of government services.

### **Minister of Alberta Children's Services**

On November 25, 2004, the Honourable Heather Forsyth, MLA, Calgary-Fish Creek, was appointed Minister of Children's Services. Prior to this appointment, Minister Forsyth served as Solicitor General and Chair of the Standing Policy Committee on Health Planning. She also served on Treasury Board, chaired the Advisory Committee on Organ and Tissue Donation and Transplantation, chaired the Working Group on Children Involved in Prostitution, and was a member of the Premier's Task Force on Children at Risk. Minister Forsyth also served on the Standing Committee on Privileges and Elections, Standing Orders and Printing, and on Public Accounts and Calgary Caucus. Minister Forsyth replaced the Honourable Iris Evans, MLA, Sherwood Park, who was appointed Minister of Health and Wellness.

### **Deputy Minister of Alberta Children's Services**

On December 1, 2004, Maria David-Evans was appointed Deputy Minister of Children's Services. Ms. David-Evans previously served as Deputy Minister of Alberta Learning from May of 1999, with a brief interlude as Deputy Minister of Infrastructure for nine months during 2001. Her first appointment to the provincial government was as Deputy Minister of Alberta Family and Social Services in October 1997. Ms. David-Evans replaced Paula Tyler, who, in the summer of 2004, accepted the position of Chief Executive for the Department of Child, Youth and Family Services, Government of New Zealand.

## **Family and Community Support Services Association of Alberta**

The Family and Community Support Services Association of Alberta (FCSSAA) is a key partner of Alberta Children's Services. Its mission is "to unite and strengthen the FCSS community by representation and advocacy on behalf of member boards." A 17-member Board of Directors oversees operations. The role of the FCSSAA Board includes identifying common concerns and issues related to FCSS, communicating those issues, together with proposed solutions, to other members and to the provincial government, and supporting communities by developing tools to meet local needs and mandates. The FCSSAA Resource Bank is a resource centre, a reference library, and a communication network for information sharing among FCSS programs. Funding and support to the Resource Bank is undertaken as a partnership between the FCSSAA and Alberta Children's Services. For further information about the FCSSAA, visit their website at [www.fcssaa.ab.ca](http://www.fcssaa.ab.ca), or contact Sharlyn White, Executive Director, at (780) 422-0133.

## **FCSS Program Advisory Team**

FCSS has a unique "joint management" partnership between the FCSSAA and Alberta Children's Services. The FCSS Program Advisory Team is comprised of members of each organization and provides advice on program delivery issues, undertakes joint projects to support and develop the Program, and proposes policy amendments to both the Association and the Ministry.

## **Outcomes Evaluation**

The FCSS Making a Difference (MAD) Outcome Evaluation Project, initiated in 2001, is designed to provide FCSS programs with a system to monitor outcomes for program delivery. The system is comprised of two components:

- a Program Logic Model, developed by individual FCSS programs, that articulates short, medium and long-term outcomes for clients, if the goals and strategies of program delivery are achieved; and
- a database, developed and maintained by the Canadian Outcomes Research Institute (CORI), with the capability to create tools for measuring the success of the Program Logic Model, including collecting, analyzing and aggregating collected information.

The first preliminary report of aggregate data from FCSS programs and their funding agencies was released in 2004. The CORI FCSS Outcome Evaluation Project 2004 Fall Report states that participating municipalities involved in this project represent more than 2.1 million people (over 68% of the province's population) and that local FCSS programs and their funded agencies have accumulated actual evidence on more than 225 outcome statements. Approximately 92% of results indicate that these outcomes were achieved as expected, or that they exceeded expectations. To obtain more information about the FCSS MAD Outcome Evaluation Project, contact Brenda Vaughan at [bvaughan@hmrp.net](mailto:bvaughan@hmrp.net).

FCSS is included in the Alberta Children's Services Business Plan and performance measure results have consistently met or slightly exceeded set targets. The measure provides an indicator of the commitment of FCSS to reducing the need for crisis intervention in local communities by providing support to children, youth and families at the earliest opportunity.

## **FCSS Program Advice Inventory Listing**

Alberta Children's Services has developed an FCSS Program Advice Inventory Listing, which is a source document designed to clarify the eligibility of particular projects, services, and expenditures. The listing focuses on the principles and guidelines in the *Family and Community Support Services Act* and *Regulation*. Many of the items included have been reviewed by the FCSS Program Advisory Team. Final funding decisions remain the responsibility of each participating municipality or Métis Settlement. This listing is included on pages 5-6 to 5-22 of the FCSS Program Handbook, which is available on the Children's Services website at [www.child.gov.ab.ca](http://www.child.gov.ab.ca) (go to "What We Do" and from the Family and Community Support Services link, click on "Publications"). Please note that this is not an exhaustive list and interpretations provided are subject to change.

## **FCSS Program Reviews**

Each year, FCSS program reviews are conducted throughout Alberta by department staff. The purpose is to provide on-going program and administrative advice and support to municipalities and Métis Settlements participating in FCSS, and to ensure accountability processes are in place. Following is a summary of 2004 FCSS Program Review locations:

- April 20 Village of Consort
- April 21 Town of Coronation (representing the Town of Coronation and the County of Paintearth No. 18)
- April 22 Flagstaff County (includes Flagstaff County, Town of Daysland, Town of Killam, Town of Sedgewick, Village of Alliance, Village of Forestburg, Village of Galahad, Village of Heisler, Village of Lougheed, and the Village of Strome)
- June 1 Town of Pincher Creek (representing the Town of Pincher Creek, the M.D. of Pincher Creek No. 9, and the Village of Cowley)
- June 2 Municipality of Crowsnest Pass
- June 3 Town of Fort Macleod
- June 22 Town of Drayton Valley (representing Town of Drayton Valley and Brazeau County)
- June 23 Village of Breton

### 3. Program Highlights

- ◆ As of December 31, 2004, a total of 298 municipalities and Métis Settlements, organized within 199 programs, were providing FCSS services throughout Alberta. There are twenty-eight multi-municipal partnerships. Another 163 municipalities and eight Métis Settlements operated single programs.
- ◆ 99.6% of the province has access to FCSS programs and services. The total population of communities not participating in the Program is less than 13,000.
- ◆ Seven new municipalities joined FCSS in 2004. Four signed agreements as single municipality programs (Fig. 1) and three formed a new multi-municipality program (Fig. 2).
- ◆ One municipality dissolved in 2003 and another withdrew from the Program. These municipalities were not included in the 2004 FCSS grant listing.
- ◆ See Appendix A, "Programs and Program Contacts," for a complete list of municipalities and Métis Settlements participating in FCSS during 2004. The report includes the name of the contact person for each program, and the total population served.

BIRCH HILLS COUNTY	
TOWN OF LAMONT	
VILLAGE OF ANDREW	
VILLAGE OF DUCHESS	
<b>Total:</b>	<b>4</b>

**Figure 1: New Single Municipality Programs**

<b>Program</b>	<b>New Participating Municipalities</b>
Lamont (County)	LAMONT COUNTY
	TOWN OF MUNDARE
	VILLAGE OF CHIPMAN
<b>Total:</b>	<b>3</b>

**Figure 2: New Municipalities Participating in Multi-Municipality Programs**

#### ***4. Funding Highlights***

- ◆ For the 2003-04 fiscal year, the provincial allocation for FCSS was \$58.6 million, and the municipal share was \$14.7 million, for a total budget of \$73.3 million.
- ◆ For the 2004-05 fiscal year, the provincial allocation for FCSS was \$61.1 million, and the municipal share was \$15.3 million, for a total budget of \$76.4 million.
- ◆ For the 2004 calendar year, the converted provincial allocation for FCSS was \$60.5 million, and the municipal share was \$15.2 million, for a total budget of \$75.7 million.
- ◆ In April 2004, a budget increase for the fiscal year 2004-05 of \$2.5 million was distributed to FCSS programs. Municipalities receiving additional funding were provided with an option to defer unspent dollars to 2005. This implementation strategy was developed to ensure adequate planning for and allocation of these dollars in each community.
- ◆ Of the 198 Annual FCSS Program Reports reconciled, 38 programs fully expended their 80/20 funding and 112 programs reported municipal over contributions. Another 48 programs had unexpended dollars.

#### ***5. Reconciliation of Funding Agreements***

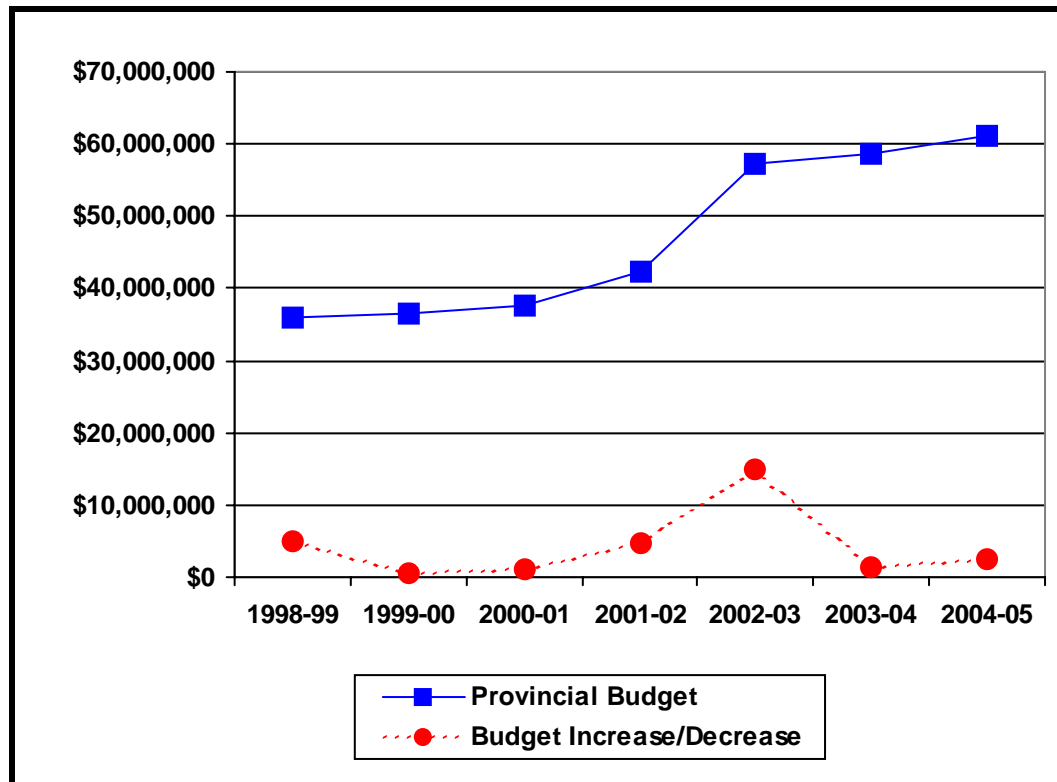
As at October 31, 2005, 198 of 199 Annual FCSS Program Reports for 2004 have been submitted, reviewed and reconciled. The one outstanding report is being addressed by department staff. All data reported in the Annual Overview is based on the 198 reconciled programs.

##### **Grant Transfers**

In 2004, 37 FCSS programs elected to transfer all, or a portion, of their FCSS grant to another program to deliver services to their community, for a total of \$1,863,627. In the Annual FCSS Program Reports, these grant transfers are reported in Section 1 (Statement of Revenue and Expenditures) by the FCSS program receiving the funds, and in Section 2 (Projects and Services Report) by the FCSS program transferring the funds.

## 6. Provincial FCSS Budget

The FCSS provincial budget amounts for the fiscal years 1998-99 to 2004-05 are shown below, as well as the amount of budget increase or decrease each year (Fig. 3).



**Figure 3: Provincial FCSS Budget and Budget Increase by Year**

Year	Provincial Budget	Amount of Increase/Decrease
1998-99	\$36,104,000	\$5,000,000
1999-00	\$36,604,000	\$500,000
2000-01	\$37,604,000	\$1,000,000
2001-02	\$42,304,000	\$4,700,000
2002-03	\$57,304,000	\$15,000,000
2003-04	\$58,604,000	\$1,300,000
2004-05	\$61,104,000	\$2,500,000

## 7. Revenue Sources and Expenditures

The total revenue sources and expenditures are identified for each FCSS region (Fig. 4). Revenue sources include 80% provincial funds, required 20% municipal contributions, over contributions, and other sources of revenues. In 2004, the FCSS partnership generated an additional \$29.3 million to the provincial grant. The number of programs with over contributions and other sources of revenues are shown below for each region (Fig. 5).

Notes: The 298 municipalities and Métis Settlements are divided into eight FCSS Regions. Due to rounding off of amounts, there might be slight discrepancies in totals between figures.

FCSS Region	Provincial Funding	Municipal Contribution	Over Contribution	Other Revenues	Total Expenditures
Northwest	\$3,210,827	\$792,807	\$447,952	\$365,081	\$4,816,666
Northeast	\$3,142,350	\$777,281	\$213,775	\$1,389,096	\$5,522,502
Yellowhead	\$1,117,797	\$279,449	\$102,997	\$172,184	\$1,672,428
Edmonton/Evergreen	\$18,444,019	\$4,611,051	\$4,973,152	\$2,688,459	\$30,716,681
West Central	\$4,754,442	\$1,181,010	\$32,303	\$341,663	\$6,309,417
East Central	\$2,769,833	\$692,235	\$305,488	\$394,515	\$4,162,071
Calgary/Bow River	\$21,139,492	\$5,284,170	\$1,467,959	\$630,008	\$28,521,628
South	\$4,875,568	\$1,219,049	\$445,320	\$493,402	\$7,033,339
<b>Total:</b>	<b>\$59,454,328</b>	<b>\$14,837,052</b>	<b>\$7,988,945</b>	<b>\$6,474,408</b>	<b>\$88,754,733</b>

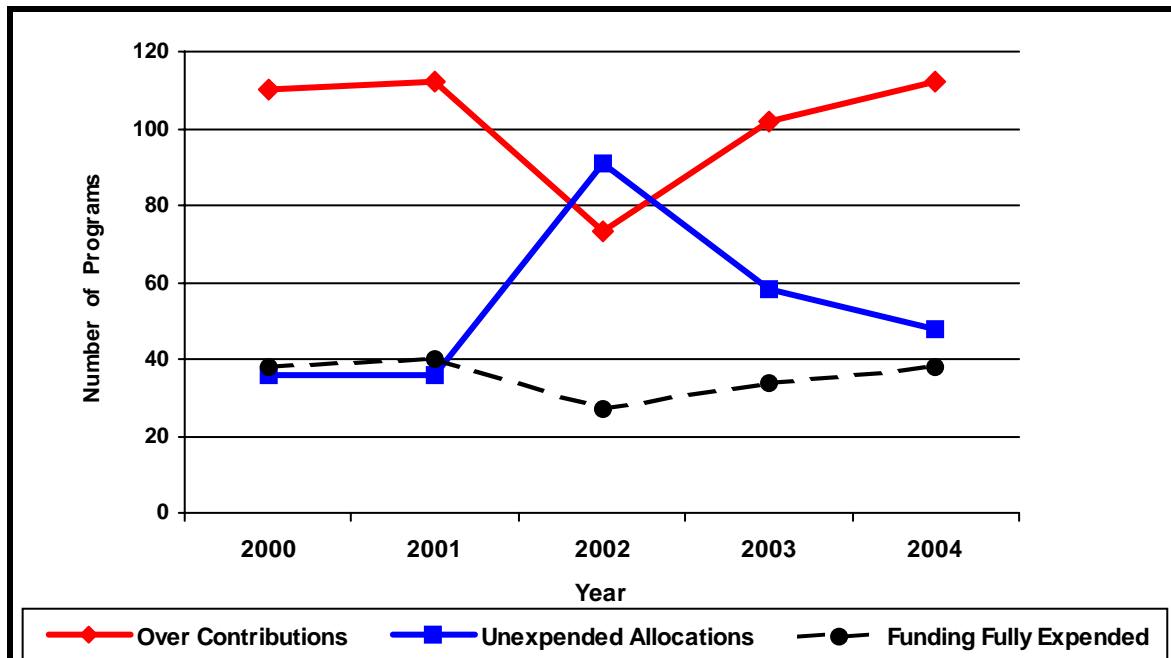
**Figure 4: Revenue Sources and Total Expenditures by FCSS Region**

FCSS Region	# Over Contributions	# Other Sources of Revenue	Total # Programs in Region
Northwest	24	19	42
Northeast	15	16	23
Yellowhead	9	7	9
Edmonton/Evergreen	12	13	18
West Central	13	16	27
East Central	21	16	38
Calgary/Bow River	14	13	23
South	4	9	19
<b>Total :</b>	<b>112</b>	<b>109</b>	<b>199</b>

**Figure 5: Programs with Over Contributions and Other Sources of Revenue by FCSS Region**

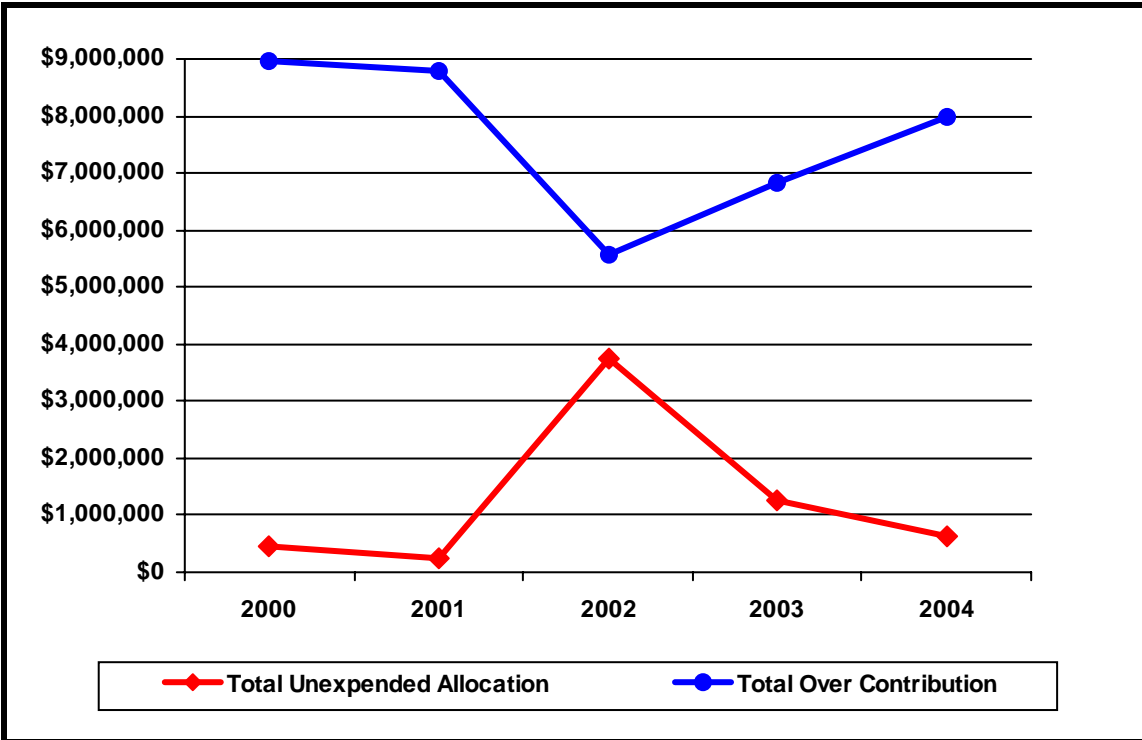
In the year 2004, 38 programs fully expended their 80/20 funding with 112 programs reporting municipal over contributions. Another 48 programs had unexpended dollars. Annual FCSS Programs Report reconciliation is incomplete for one program, which is being addressed by department staff. The total number of programs with over contributions, unexpended allocations, and fully expended funding for the calendar year 2004 is compared to prior years in Figure 6a.

The total amount of unexpended allocations and over contributions by municipalities and Métis Settlements for the calendar year 2004 is compared to prior years in Figure 6b.



**Figure 6a: Number of Programs with Over Contributions, Unexpended Allocations, and Funding Fully Expended by Year**

Year	Number of Programs				Total
	Over Contributions	Unexpended Allocations	Expended Full Funding	Incomplete Reporting	
2000	110 59.5%	36 19.5%	38 20.5%	1 0.5%	185
2001	112 58.9%	36 18.9%	40 21.1%	2 1.1%	190
2002	73 37.8%	91 47.2%	27 14.0%	2 1.0%	193
2003	102 52.3%	58 29.7%	34 17.4%	1 0.5%	195
2004	112 56.3%	48 24.1%	38 19.1%	1 0.5%	199



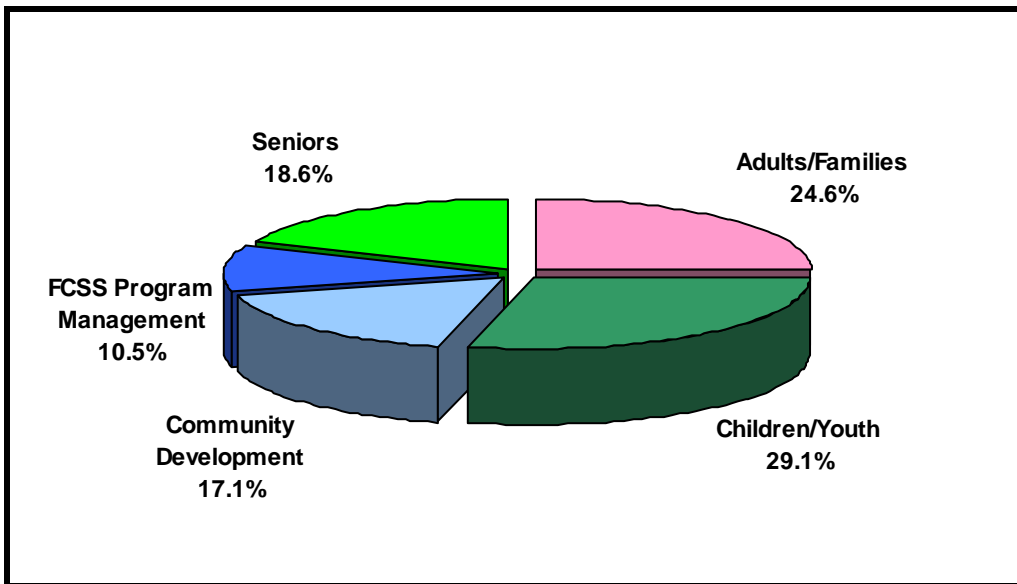
**Figure 6b: Total Amount of Unexpended Allocations and Over Contributions by Year**

Year	Total Unexpended Allocations	Number of Programs	Total Over Contributions	Number of Programs
2000	\$446,251	36	\$8,972,119	110
2001	\$235,967	35	\$8,780,497	113
2002	\$3,733,007	91	\$5,571,076	74
2003	\$1,249,806	58	\$6,843,645	103
2004	\$636,728	48	\$7,978,522	112

## 8. Projects and Services Categories

A total of 3,628 projects and services were reported by FCSS programs for this reporting year. The duration of these projects varied from one day to the full year.

The following chart shows the percentage distribution of expenditures within the projects and services categories (Fig. 7). Actual expenditures in each service category are shown in the table below. The Category "Other" represents grant transfers between municipalities and is not shown below.



**Figure 7: Percent Expenditures in Projects and Services Categories**

Note: FCSS Program Management includes direct program support, i.e., program planning, development, supervision, etc.

<b>Project Categories</b>	<b>Expenditures</b>
Children/Youth	\$25,869,485
Adults/Families	\$21,866,696
Seniors	\$16,508,023
Community Development	\$15,207,056
FCSS Program Management	\$9,303,480
<b>TOTAL:</b>	<b>\$88,754,739</b>

The percentage breakdown of expenditures in projects and services categories for the calendar year 2004 is compared to prior years (Fig. 8). As of 2002, the Category "Other" includes only grant transfers between municipalities and it is therefore not represented in the following graph. Actual expenditure amounts are shown in the table below.

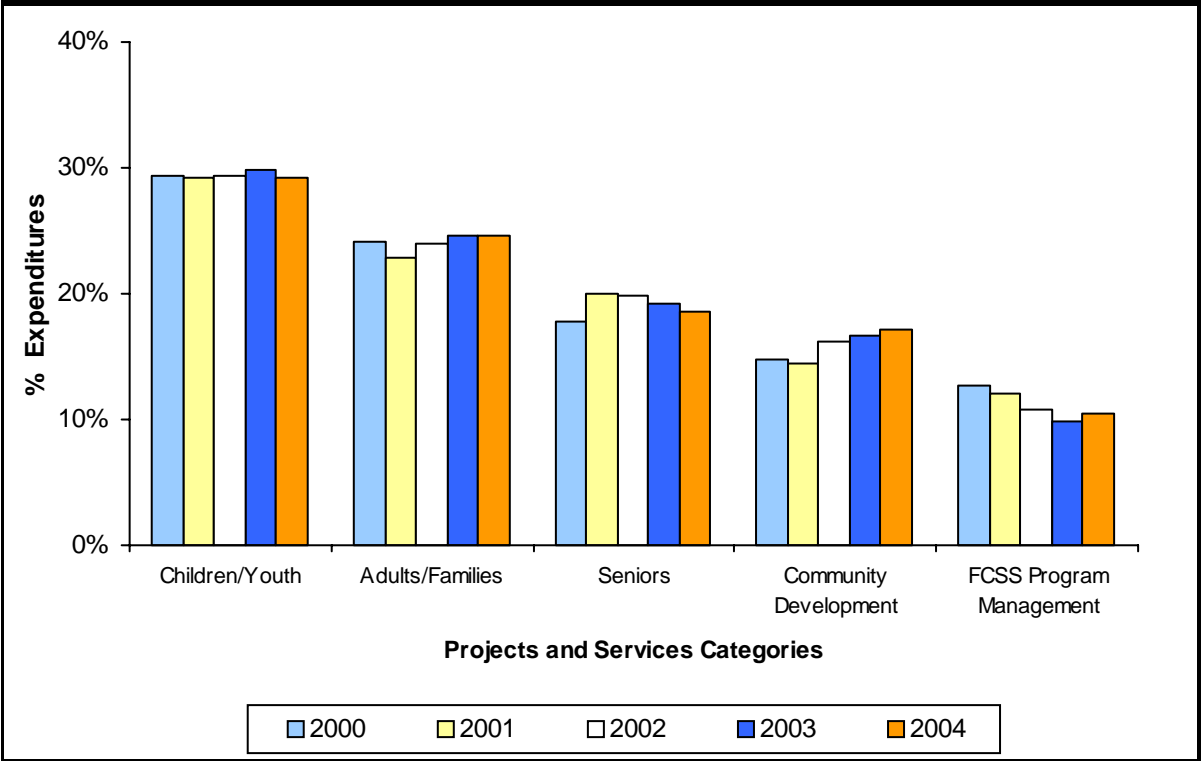


Figure 8: Percent Expenditures in Projects and Services Categories by Year

	Children/ Youth	Adults/ Families	Seniors	Community Development	Other	FCSS Program Management	Total
<b>2000</b>	\$17,715,045 29%	\$14,640,433 24%	\$10,737,175 18%	\$8,975,323 15%	\$711,873 1%	\$7,706,098 13%	\$60,485,947 100%
<b>2001</b>	\$19,466,891 29%	\$15,169,086 23%	\$13,327,711 20%	\$9,631,159 14%	\$895,396 1%	\$8,006,404 12%	\$66,496,648 100%
<b>2002</b>	\$21,936,363 29%	\$17,868,596 24%	\$14,765,022 20%	\$12,074,593 16%	\$0 0%	\$8,053,050 11%	\$74,697,625 100%
<b>2003</b>	\$26,098,966 30%	\$21,531,403 25%	\$16,803,052 19%	\$14,569,506 17%	\$0 0%	\$8,561,719 10%	\$87,564,646 100%
<b>2004</b>	\$25,869,485 29%	\$21,866,696 25%	\$16,508,023 19%	\$15,207,056 17%	\$0 0%	\$9,303,480 10%	\$88,754,739 100%

The percent distribution of total expenditures towards various service categories for each FCSS Region is shown (Fig. 9). Actual expenditure amounts are shown in the table below.

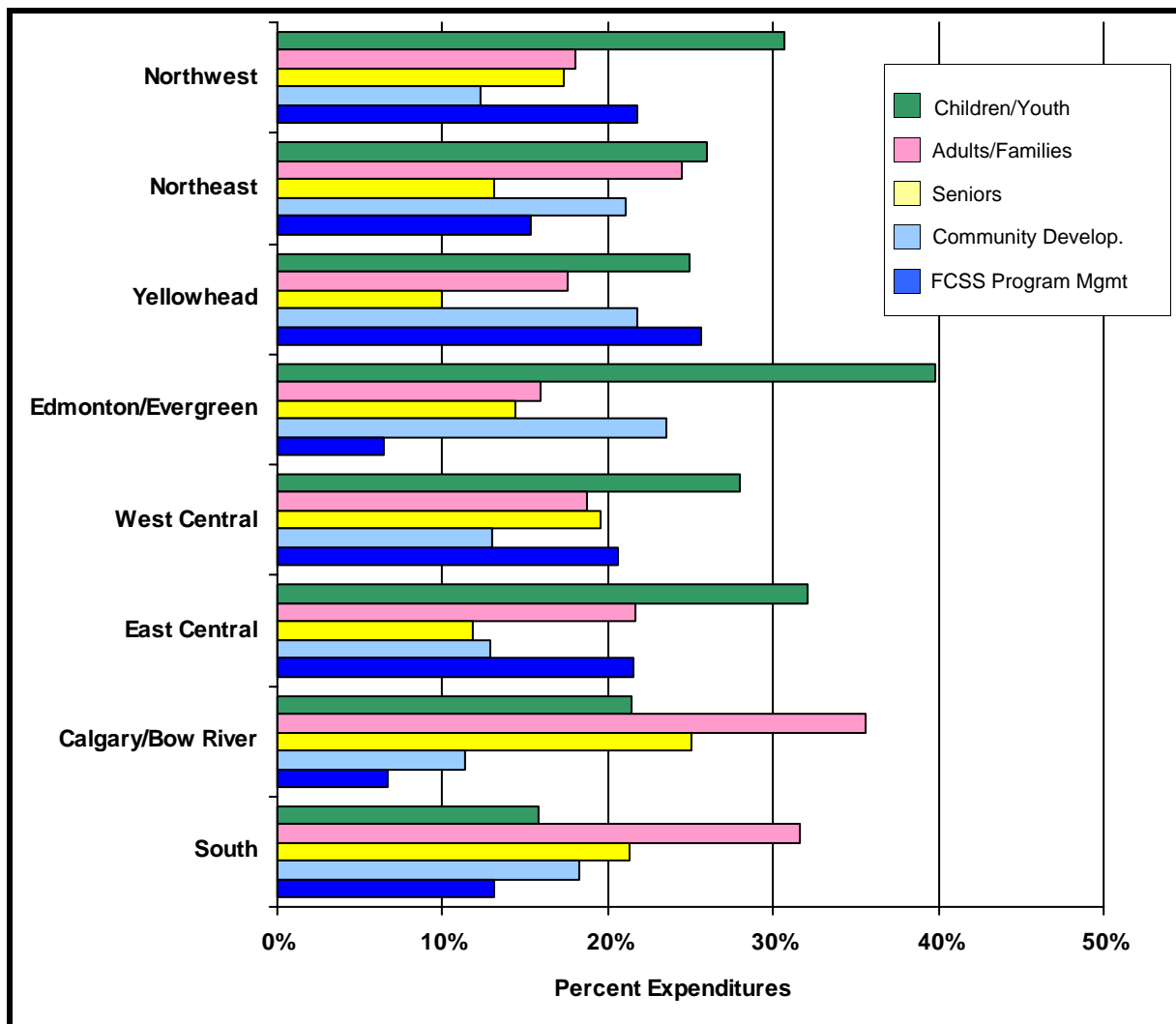


Figure 9: Percent Expenditures in Projects and Services Categories by FCSS Region

	Children/ Youth	Adults/ Families	Seniors	Com. Develop.	FCSS Program Mangmt.	Total
Northwest	\$1,476,947	\$867,909	\$835,350	\$589,957	\$1,046,504	\$4,816,668
Northeast	\$1,432,634	\$1,353,567	\$725,561	\$1,166,279	\$844,462	\$5,522,503
Yellowhead	\$417,324	\$294,670	\$166,293	\$365,162	\$428,979	\$1,672,428
Edmonton/Evergreen	\$12,214,557	\$4,899,179	\$4,417,930	\$7,216,326	\$1,968,689	\$30,716,681
West Central	\$1,763,489	\$1,182,881	\$1,237,486	\$821,682	\$1,303,879	\$6,309,417
East Central	\$1,337,440	\$899,426	\$493,417	\$535,369	\$896,421	\$4,162,072
Calgary/Bow River	\$6,118,320	\$10,144,836	\$7,136,962	\$3,229,011	\$1,892,499	\$28,521,628
South	\$1,108,774	\$2,224,229	\$1,495,024	\$1,283,269	\$922,046	\$7,033,342
	\$25,869,485	\$21,866,696	\$16,508,023	\$15,207,056	\$9,303,480	\$88,754,739

The distribution of total expenditures in each of the projects and services categories by FCSS Region is shown in Figures 10a to 10e.

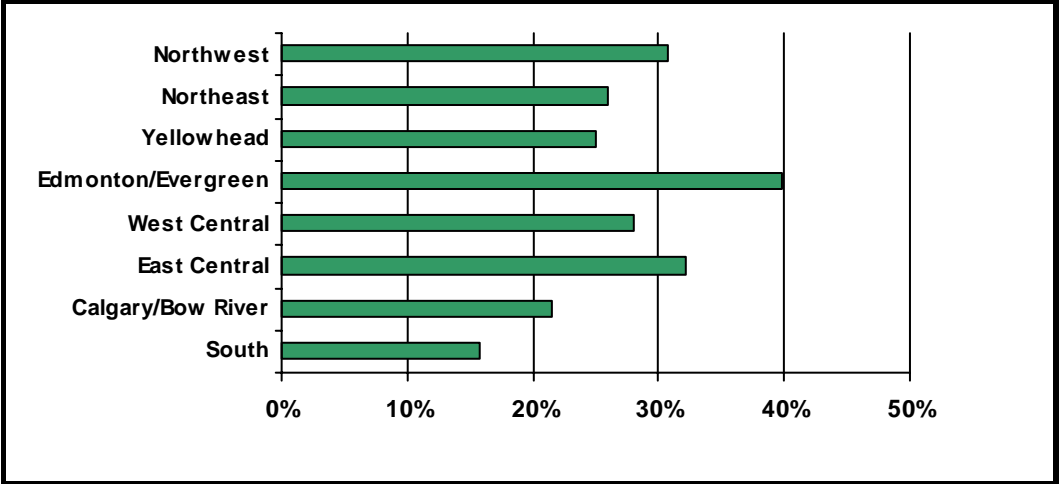


Figure 10a. Percent Expenditures to Children and Youth by Region

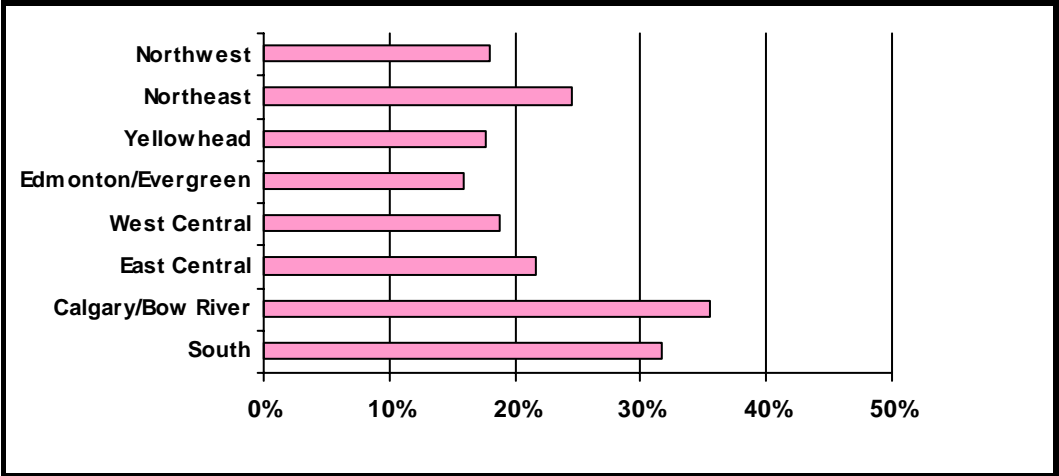


Figure 10b. Percent Expenditures to Adults and Families by Region

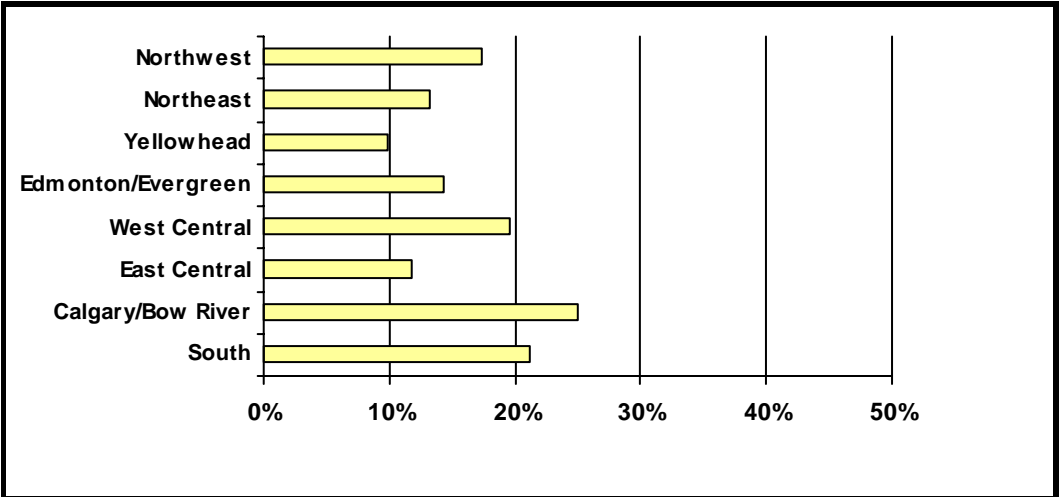
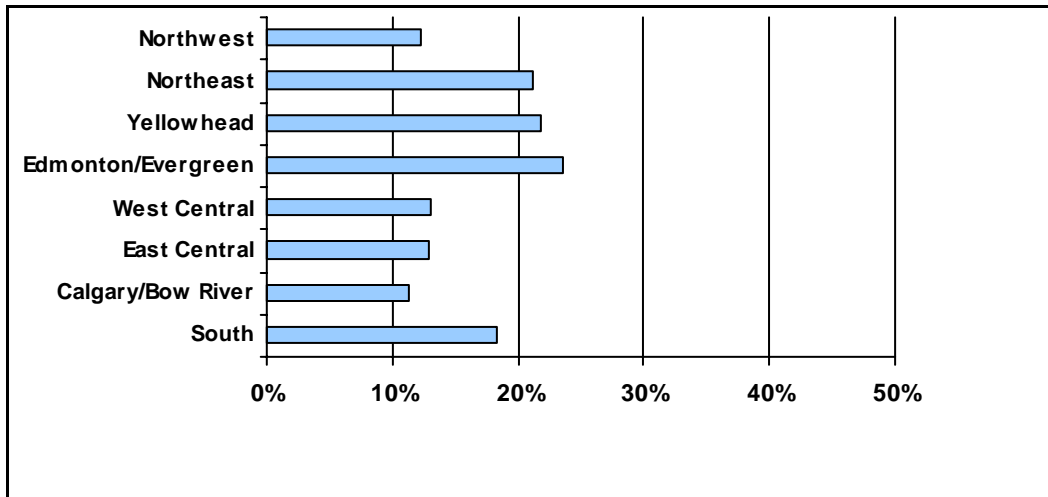
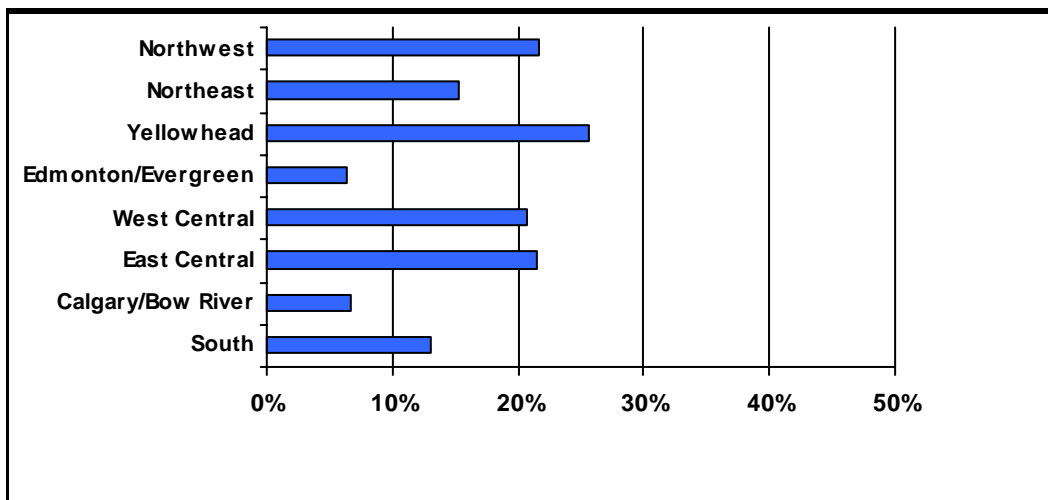


Figure 10c. Percent Expenditures to Seniors by FCSS Region



**10d. Percent Expenditures to Community Development by FCSS Region**



**10e. Percent Expenditures to FCSS Program Management by FCSS Region**

Note: The category "Other," is not represented in graphical format. This category is used to identify grant transfers between municipalities. As a result, no actual expenses are reported in 2004.

FCSS Program Management includes direct program support, i.e., program planning, development, supervision, etc.

Of the 198 FCSS programs reporting for 2004, the number of programs with funding to the five projects and services categories for each FCSS Region and the total across the province is shown below (Fig. 11). For comparison purposes, the total number of programs in each region is also shown. The Category "Other" represents grant transfers between municipalities and is not shown below.

Region	Children/ Youth	Adults/ Families	Seniors	Comm. Devel.	FCSS Program Mangmt	Total # Programs in Region
<b>Northwest</b>	\$1,476,947 32	\$867,909 30	\$835,350 28	\$589,957 25	\$1,046,504 31	42
<b>Northeast</b>	\$1,432,634 19	\$1,353,567 17	\$725,561 22	\$1,166,279 16	\$844,462 18	23
<b>Yellowhead</b>	\$417,324 9	\$294,670 9	\$166,293 8	\$365,162 9	\$428,979 9	9
<b>Edmonton/Evergreen</b>	\$12,214,557 17	\$4,899,179 17	\$4,417,930 15	\$7,216,326 17	\$1,968,689 17	18
<b>West Central</b>	\$1,763,489 26	\$1,182,881 27	\$1,237,486 26	\$821,682 25	\$1,303,879 26	27
<b>East Central</b>	\$1,337,440 34	\$899,426 30	\$493,417 28	\$535,369 27	\$896,421 30	38
<b>Calgary/Bow River</b>	\$6,118,320 20	\$10,144,836 20	\$7,136,962 18	\$3,229,011 20	\$1,892,499 20	23
<b>South</b>	\$1,108,774 16	\$2,224,229 16	\$1,495,024 16	\$1,283,269 16	\$922,046 16	19
<b>Totals:</b>	\$25,869,485 173	\$21,866,696 166	\$16,508,023 161	\$15,207,056 155	\$9,303,480 167	\$88,754,739 199

**Figure 11: Number of Programs with Funding to Projects and Services Categories by FCSS Region**

Note: FCSS Program Management includes direct program support, i.e., program planning, development, supervision, etc.

## 9. Project Types

Frequent requests for information are received about the kinds of projects that are funded through FCSS. In an effort to respond to these requests, two levels of coding, Project Type Level I and Project Type Level II, have been created in the FCSS Annual Report database to group projects and services.

The groupings under Project Type Level I focus on the general type of service that is being provided, for example, counselling, or information and referral. Also, under Level I, services for children and youth are divided into specific age groupings. Project Type Level II is more specific than Level I and identifies projects by the common name of the activity or the context in which the service is being provided.

Figure 12 shows expenditures for the year 2004 sorted by Project Type Level I.

<b>Project Type</b>	<b>Total Funding</b>	<b># Programs</b>
Early Child Development/Support (0-6)	\$1,932,360	121
Pre-Adolescent Development/Support (7- 12)	\$9,702,140	103
Youth Development/Support (13-17)	\$6,163,189	140
Child Development/Support (0-17)	\$9,137,093	127
Counselling	\$8,541,418	82
Information/Referral/Public Information	\$4,977,314	135
Outreach	\$17,350,042	145
Community Planning/Development	\$13,247,799	132
Volunteers	\$3,251,699	124
Transportation	\$991,105	26
Workshops, Conferences, Conventions	\$514,994	78
Training, Seminars, Courses	\$716,357	82
Program Administration	\$12,229,230	169
<b>Total:</b>	<b>\$88,754,739</b>	

**Figure 12: Selected Project Types Level I**

Note: Only certain types of transportation services are eligible for FCSS funding. Reference pages 5-20 and 5-21 of the FCSS Program Handbook (FCSS Program Advice Inventory Listing) for a complete discussion of transportation services.

Figure 13 shows a selection of Project Type Level II categories for the year 2004 where total expenditures exceed \$1,000,000.

<b>Project Type</b>	<b>Total Funding</b>	<b># Programs</b>
Out of School Care	\$9,906,292	50
Early Intervention Projects	\$9,552,966	145
Home Support, Homehelp, Handiman, etc.	\$8,202,543	105
Short-Term Crisis Intervention and Support	\$5,508,673	101
Seniors - Assistance/Self Help Programs	\$4,864,971	162
Studies, Research, Surveys, Community Assessment	\$4,488,528	130
Parenting/Family Life Education and Development Programs	\$4,315,074	160
Community Centres - Drop In Centres, Family Centres, Youth Centres, Distress Centres, etc.	\$3,031,249	83
Prevention of Family Violence	\$2,437,666	63
Family School Liaison Worker/Program	\$2,275,996	77
Boys and Girls Clubs	\$2,226,707	26
Cross Cultural, Immigrant, Newcomer Support	\$1,593,727	48
Youth - Assistance/Self Help Programs	\$1,586,230	91
Aboriginal/Metis Programs, Services	\$1,424,269	29
Volunteer Recruitment, Training, Development, and Placement Services, Registries, Centres	\$1,320,879	93
Transportation, Volunteer Driver Program	\$1,247,624	24
Seniors Socialization Activities	\$1,131,162	78
<b>Total:</b>	<b>\$65,114,558</b>	

**Figure 13: Project Types Level II with Expenditures Over \$1,000,000**

The five Project Type Level II categories with the highest expenditures for 2004 are compared to expenditure levels for prior years in Figure 14. The actual amounts are shown in the table below.

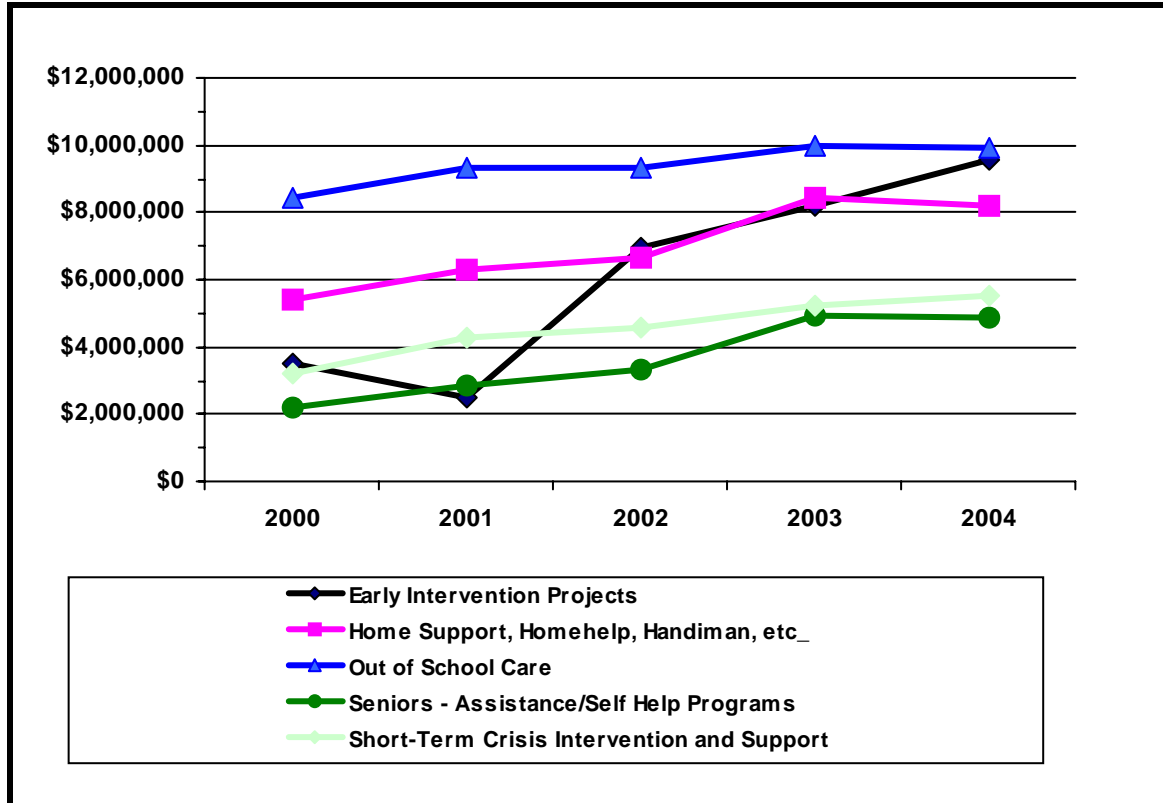


Figure 14: Project Types Level II by Year

Project Type	2000	2001	2002	2003	2004
Out of School Care	\$8,408,223	\$9,345,074	\$9,309,520	\$9,960,061	\$9,906,292
Early Intervention Projects	\$3,525,241	\$2,517,188	\$6,952,749	\$8,202,857	\$9,552,966
Home Support, Homehelp, Handiman, etc.	\$5,399,185	\$6,270,891	\$6,649,271	\$8,428,007	\$8,202,543
Short-Term Crisis Intervention and Support	\$3,213,162	\$4,295,115	\$4,590,477	\$5,223,062	\$5,508,673
Seniors - Assistance/Self Help Programs	\$2,225,213	\$2,837,259	\$3,297,772	\$4,936,876	\$4,864,971

The current status of data entry is reflected in this report and may differ from amounts reported in prior reports.

## 10. Service Delivery

Completed Annual FCSS Program Reports identify projects that are delivered internally and those that are delivered by external groups. This data will be used to report patterns and trends in service delivery over time.

The distribution of expenditures by internal and external delivery modes for each FCSS Region is shown below (Fig. 15). The actual expenditure amounts are shown in the table.

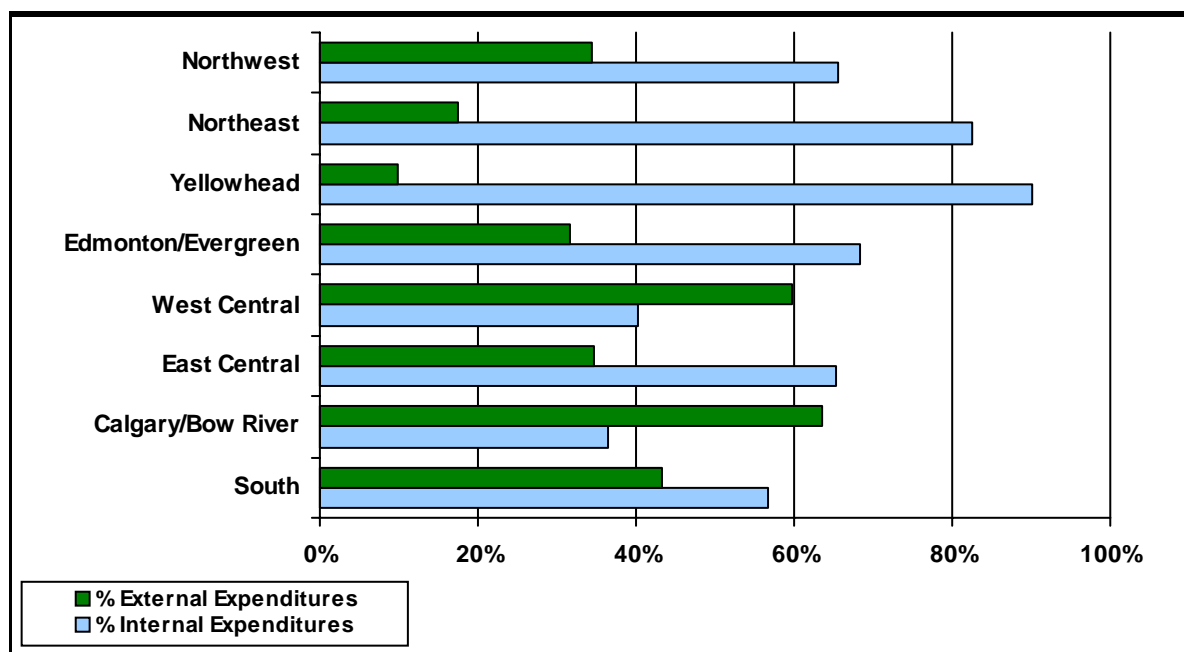
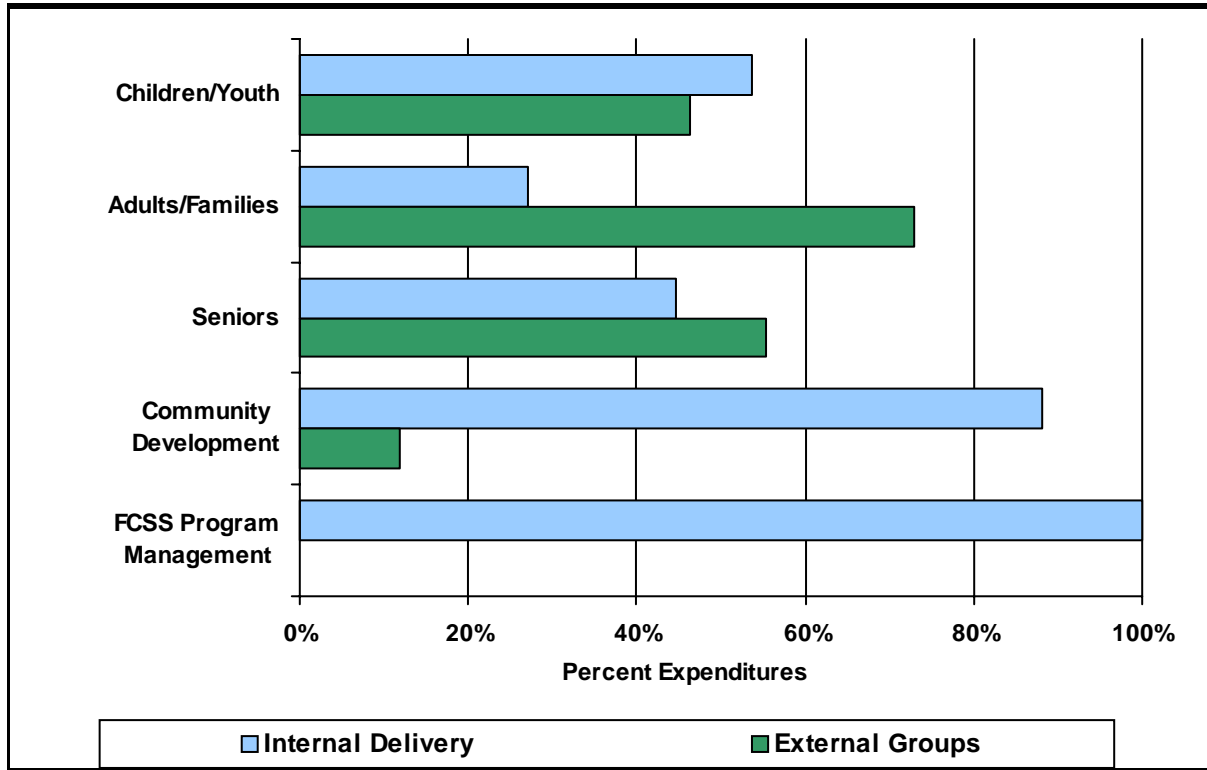


Figure 15: Percent Internal Expenditures vs Grants to External Groups by FCSS Region

FCSS Region	Internal Expenditures	% Internal Expend	Grants to External Groups	% External Expend	Total Expenditures
Northwest	\$3,153,092	65%	\$1,663,576	35%	\$4,816,668
Northeast	\$4,556,845	83%	\$965,658	17%	\$5,522,503
Yellowhead	\$1,508,186	90%	\$164,242	10%	\$1,672,428
Edmonton/Evergreen	\$20,969,810	68%	\$9,746,871	32%	\$30,716,681
West Central	\$2,537,802	40%	\$3,771,615	60%	\$6,309,417
East Central	\$2,721,909	65%	\$1,440,163	35%	\$4,162,072
Calgary/Bow River	\$10,431,946	37%	\$18,089,683	63%	\$28,521,628
South	\$3,996,476	57%	\$3,036,865	43%	\$7,033,342
<b>TOTAL:</b>	<b>\$49,876,066</b>	<b>56%</b>	<b>\$38,878,672</b>	<b>44%</b>	<b>\$88,754,739</b>

The percentage of expenditures for projects that are internally delivered compared to expenditures for projects that are delivered by external groups is shown for the various projects and services categories (Fig. 16). The actual expenditure amounts are shown in the table below.



**Figure 16: Percent Expenditures in Projects and Services Categories by Service Delivery Type**

<b>Project Category</b>	<b>Internal Delivery</b>	<b>External Groups</b>	<b>Total</b>
Children/Youth	\$13,904,892	\$11,964,593	\$25,869,485
Adults/Families	\$5,897,003	\$15,969,694	\$21,866,696
Seniors	\$7,361,519	\$9,146,504	\$16,508,023
Community Development	\$13,409,173	\$1,797,882	\$15,207,056
FCSS Program Management	\$9,303,480		\$9,303,480
	<b>\$49,876,066</b>	<b>\$38,878,672</b>	<b>\$88,754,739</b>

## ***11. Future Directions for the FCSS Annual Report Database***

This FCSS Annual Overview provides a selection of reports primarily based on data reported in the 2004 Annual FCSS Program Reports (2004-05 Métis Settlement reports). Where data is available, comparisons are made to prior year reporting. As successive years of data are entered into the system, additional reports to compare across a number of years are being produced. Over time, changes and trends in the Program, such as the mode of service delivery, percentage of expenditures in service categories, types of projects and services, as well as the numbers of unexpended dollars and over contributions, are being tracked.

The database makes it possible to manipulate the information that is collected each year through Annual FCSS Program Reports in ways that are much more detailed than was possible in the past. However, like any database, the FCSS Annual Report database is only as good as the information that is entered into it. Children's Services is committed to ensuring that the data is valid, meaningful, and useful. The database continues to be a "work in progress," and as changes in FCSS occur or issues emerge, the database will be modified to meet these needs.

Occasionally, additional information is requested from FCSS programs to increase the reporting potential of the database. Our goal is to continually improve information that can be made available to local programs, municipalities, Métis Settlements, regions, and the province.

Comments and suggestions for the improvement of reports and the database design to ensure that it meets the needs of municipalities and Métis Settlements participating in the Family and Community Support Services Program are welcome. A list of provincial contacts is provided in Appendix B.

**FAMILY AND COMMUNITY SUPPORT SERVICES**  
***Programs and Program Contacts 2004***

**Appendix A**

<b>Program</b>	<b>Contact</b>	<b>Participating Municipalities</b>	<b>Population</b>
<b>Airdrie</b>	Ms. Colleen MacLeod Social Planning Coordinator Telephone # (403) 948-8800		<b>25,606</b>
<b>Alberta Beach</b>	Ms. Trista Poffenroth Recreation and FCSS Director Telephone # (780) 785-3411		<b>762</b>
<b>Alix</b>	Ms. Glenna Carlson Community Services Coordinator Telephone # (403) 747-2030		<b>825</b>
<b>Amisk</b>	Ms. Joyce DeBord Municipal Administrator Telephone # (780) 856-3980		<b>181</b>
<b>Andrew</b>	Ms. Oe'Livia Chase Program Director Telephone # (780) 365-3885		<b>485</b>
<b>Athabasca</b>	Ms. Serena Koons Executive Director Telephone # (780) 675-2623	COUNTY OF ATHABASCA NO. 12 TOWN OF ATHABASCA VILLAGE OF BOYLE S.V. OF MEWATHA BEACH S.V. OF SUNSET BEACH S.V. OF WEST BAPTISTE	7,521 2,415 840 101 50 46
			<b>10,973</b>
<b>Banff</b>	Ms. Alison Ortwein Community Services Director Telephone # (403) 762-1251	TOWN OF BANFF I.D. NO. 9	8,282 1,497
			<b>9,779</b>

<b>Program</b>	<b>Contact</b>	<b>Participating Municipalities</b>	<b>Population</b>
<b>Barons-Eureka-Warner</b>			
	Mr. Greg Pratt Director Telephone # (403) 345-3000	TOWN OF COALDALE TOWN OF COALHURST TOWN OF MILK RIVER TOWN OF PICTURE BUTTE TOWN OF RAYMOND TOWN OF TABER TOWN OF VAUXHALL COUNTY OF LETHBRIDGE COUNTY OF WARNER NO. 5 M.D. OF TABER NO. 14 VILLAGE OF BARONS VILLAGE OF BARNWELL VILLAGE OF COUTTS VILLAGE OF NOBLEFORD VILLAGE OF STIRLING VILLAGE OF WARNER	6,008 1,493 879 1,701 3,200 7,671 1,112 9,930 3,798 6,012 296 548 364 615 877 379
			<b>44,883</b>
<b>Barrhead</b>			
	Ms. Shirley A Fluet Director Telephone # (780) 674-3341	TOWN OF BARRHEAD COUNTY OF BARRHEAD NO. 11	4,213 5,768
			<b>9,981</b>
<b>Bassano</b>			
	Ms. Kelly Christman Coordinator Telephone # (403) 641-3788		
			<b>1,320</b>
<b>Beaumont</b>			
	Ms. Carol Dunnigan Recreation and FCSS Director Telephone # (780) 929-1373		
			<b>7,807</b>
<b>Beaverlodge</b>			
	Ms. Kathleen Turner FCSS Director Telephone # (780)532-9722		
			<b>2,110</b>
<b>Beiseker</b>			
	Ms. LaDean Henderson Community Services Coordinator Telephone # (403) 947-2837		
			<b>830</b>

<b>Program</b>	<b>Contact</b>	<b>Participating Municipalities</b>	<b>Population</b>
<b>Bentley</b>	Ms. Barb Carson Community Worker Telephone # (403) 748-2160		<b>1,094</b>
<b>Berwyn</b>	Ms. Theresa Johnson Community Services Coordinator Telephone # (780) 338-3801		<b>546</b>
<b>Big Lakes</b>	Ms. Sharon Strang Director Telephone # (780) 776-0008		<b>4,181</b>
<b>Big Valley</b>	Ms. Yvette Cassidy Chief Administrative Officer Telephone # (403) 876-2269		<b>340</b>
<b>Bighorn</b>	Mr. Martin Buckley Chief Administrative Officer Telephone # (403) 673-3611		<b>1,298</b>
<b>Birch Hills</b>	Ms. Irene Cooper Chief Administrative Officer Telephone # (780) 694-3793		<b>1,644</b>
<b>Black Diamond</b>	Ms. Lou Patterson Coordinator Telephone # (403) 933-4348		<b>1,866</b>
<b>Blackfalds</b>	Ms. Sue McLane Community Services Director Telephone # (403) 885-4677		<b>3,955</b>
<b>Bon Accord</b>	Ms. Ellie Sasseville Community Services Director Telephone # (780) 921-2137		<b>1,532</b>

<b>Program</b>	<b>Contact</b>	<b>Participating Municipalities</b>	<b>Population</b>
<b>Bonnyville (MD)</b>	Mr. Robert Doonanco Municipal Manager Telephone # (780) 826-3171		<b>8,399</b>
<b>Bonnyville and District</b>	Mr. David Beale Director Telephone # (780) 826-2120		<b>5,709</b>
<b>Botha</b>	Ms. Josie Hunter Administrator Telephone # (403) 742-5079		<b>186</b>
<b>Bow Island</b>	Ms. Corinna Roth-Beacome Director Telephone # (403) 545-2200	TOWN OF BOW ISLAND COUNTY OF FORTY MILE NO. 8 VILLAGE OF FOREMOST	1,704 3,432 531
			<b>5,667</b>
<b>Brazeau</b>	Mr. Ken Porter Municipal Manager Telephone # (780) 542-7777		<b>6,895</b>
<b>Breton</b>	Ms. Deanne Young Director Telephone # (780) 696-3636		<b>573</b>
<b>Brooks</b>	Ms. Lynn Pye-Matheson Director Telephone # (403) 362-3266		<b>11,604</b>
<b>Bruderheim</b>	Ms. Barbara Trevor Director Telephone # (780) 796-3731		<b>1,202</b>
<b>Buffalo Lake</b>	Ms. Margaret Daniels Assistant Administrator Telephone # (780) 689-2170		<b>722</b>

<b>Program</b>	<b>Contact</b>	<b>Participating Municipalities</b>	<b>Population</b>
<b>Calgary</b>	Ms. Katie Black FCSS Manager Telephone # (403) 268-5155		<b>933,495</b>
<b>Camrose</b>	Ms. Wendy Gregg Director Telephone # (780) 672-0141	COUNTY OF CAMROSE NO. 22 CITY OF CAMROSE TOWN OF BASHAW VILLAGE OF BAWLF VILLAGE OF BITTERN LAKE VILLAGE OF FERINTOSH VILLAGE OF NEW NORWAY VILLAGE OF ROSALIND	7,294 15,669 825 362 221 176 292 202
<b>Canmore</b>	Ms. Brenda Caston Manager Telephone # (403) 678-7126		<b>25,041</b>
<b>Cardston</b>	Mr. Paul Doig Community Services Director Telephone # (403) 653-3734	TOWN OF CARDSTON CARDSTON COUNTY (65%) VILLAGE OF GLENWOOD VILLAGE OF HILL SPRING	3,475 2,811 258 218
<b>Caroline</b>	Ms. Brenda Stange Director Telephone # (403) 722-3781		<b>6,762</b>
<b>Carstairs</b>	Ms. Robbin Bowman Director Telephone # (403) 337-3341		<b>556</b>
<b>Castor</b>	Ms. Margaret Spady Coordinator Telephone # (403) 882-2115		<b>2,254</b>
			<b>935</b>

<b>Program</b>	<b>Contact</b>	<b>Participating Municipalities</b>	<b>Population</b>
<b>Cereal</b>	Ms. Mary Ann Salik Administrator Telephone # (403) 326-3823		<b>160</b>
<b>Claresholm</b>	Ms. Debbie Goeseels Director Telephone # (403) 625-4417		<b>3,622</b>
<b>Clear Hills</b>	Ms. Wendy Schmaltz Director Telephone # (780) 685-3925		<b>2,772</b>
<b>Clearwater</b>	Ms. Barb Scott Coordinator Telephone # (403) 845-4444		<b>11,505</b>
<b>Clive</b>	Ms. Bonnie Wildeman FCSS Coordinator Telephone # (403) 784-3277		<b>591</b>
<b>Cochrane</b>	Ms. Susan Flowers Manager Telephone # (403) 932-3400		<b>12,418</b>
<b>Cold Lake</b>	Mr. Milad Asdaghi Program Supervisor Telephone # (780) 639-3626		<b>11,595</b>
<b>Consort</b>	Ms. Sandra King Administrator Telephone # (403) 577-3623		<b>634</b>
<b>Coronation</b>	Ms. Diane Schmidt Town Administration Telephone # (403) 578-2727		<b>1,074</b>

<b>Program</b>	<b>Contact</b>	<b>Participating Municipalities</b>	<b>Population</b>
<b>Cowley</b>	Ms. Laurie Wilgosh Administrator Telephone # (403) 628-3808		<b>225</b>
<b>Cremona</b>	Ms. Town Office Director Telephone # (403) 637-3762		<b>415</b>
<b>Crossfield</b>	Ms. Kayla Parker FCSS Coordinator Telephone # (403) 946-5565		<b>2,288</b>
<b>Crowsnest Pass</b>	Mr. Todd Becker Community Services Director Telephone # (403) 562-8833		<b>6,262</b>
<b>Cypress</b>	Mr. Keith Bender Assistant Manager Telephone # (403) 526-2888		<b>6,114</b>
<b>Delia</b>	Mr. Dohn Kendell Chief Administrative Officer Telephone # (403) 364-3787		<b>215</b>
<b>Dewberry</b>	Ms. Anne Elliott Secretary/Treasurer Telephone # (780) 847-3053		<b>200</b>
<b>Didsbury</b>	Ms. Nicole Aasen Community Services Director Telephone # (403) 335-3391		<b>3,932</b>
<b>Donalda</b>	Mr. Peter Simons Chief Administrative Officer Telephone # (403) 883-2345		<b>230</b>

<b>Program</b>	<b>Contact</b>	<b>Participating Municipalities</b>	<b>Population</b>
<b>Drayton Valley</b>	Ms. Carla MacKinnon FCSS Coordinator Telephone # (780) 514-2204		<b>6,210</b>
<b>Drumheller</b>	Mr. Scott Blevins Community Services Director Telephone # (403) 823-1324		<b>7,785</b>
<b>Duchess</b>	Mr. David Connauton Administrator Telephone # (403) 378-4452		<b>836</b>
<b>East Prairie</b>	Ms. Joan Haggerty Community Services Coordinator Telephone # (780) 523-2594		<b>420</b>
<b>Eckville</b>	Ms. Heather Allen Director Telephone # (403) 746-3177		<b>1,019</b>
<b>Edmonton</b>	Ms. Colleen Burton-Ochocki Community Services Director Telephone # (780) 496-5840		<b>666,104</b>
<b>Edson</b>	Mr. Mike Butler Director of Community Services Telephone # (780) 723-4403		<b>7,815</b>
<b>Elizabeth</b>	Ms. Phyllis Collins Community Services Director Telephone # (780) 594-5026		<b>596</b>
<b>Elk Point</b>	Ms. Deanna Easthope Director Telephone # (780) 724-3800		<b>1,440</b>

<b>Program</b>	<b>Contact</b>	<b>Participating Municipalities</b>	<b>Population</b>
<b>Fairview</b>	Ms. Paula Fiorini Director Telephone # (780) 835-5471	TOWN OF FAIRVIEW M.D. OF FAIRVIEW NO. 136	3,150 1,806
			<b>4,956</b>
<b>Fishing Lake</b>	Ms. Susanne Calliou Community Services Liaison Telephone # (780) 943-2202		
			<b>478</b>
<b>Flagstaff</b>	Ms. C. Gail Watt Director Telephone # (780) 385-3020	FLAGSTAFF COUNTY TOWN OF DAYSLAND TOWN OF HARDISTY TOWN OF KILLAM TOWN OF SEDGEWICK VILLAGE OF ALLIANCE VILLAGE OF FORESTBURG VILLAGE OF GALAHAD VILLAGE OF HEISLER VILLAGE OF LOUGHEED VILLAGE OF STROME	3,697 779 743 1,004 865 171 863 161 183 228 273
			<b>8,967</b>
<b>Foothills</b>	Ms. Carol Robinson Community Services Coordinator Telephone # (403) 652-2341		
			<b>17,682</b>
<b>Fort Macleod</b>	Ms. Varija Prabhakaran Coordinator Telephone # (403) 553-4491		
			<b>2,990</b>
<b>Fort Saskatchewan</b>	Ms. Donna Huestis Director Telephone # (780) 992-6150		
			<b>13,824</b>
<b>Fox Creek</b>	Ms. Kim Palmer Community Services Facilitator Telephone # (780) 622-3758		
			<b>2,337</b>

<b>Program</b>	<b>Contact</b>	<b>Participating Municipalities</b>	<b>Population</b>
<b>Gibbons</b>	Ms. Margaret Clark Community Services Director Telephone # (780) 923-3331		<b>2,730</b>
<b>Gift Lake</b>	Ms. Jenny Laderoute Community Services Director Telephone # (780) 767-2112		<b>809</b>
<b>Glendon</b>	Ms. Krista Feland Chief Administrative Officer Telephone # (780) 635-3807		<b>459</b>
<b>Grande Cache</b>	Ms. Kelly Smith Director Telephone # (780) 827-2296		<b>3,828</b>
<b>Grande Prairie (City)</b>	Ms. Donelda Laing Manager Telephone # (780) 538-0409		<b>40,226</b>
<b>Grande Prairie (County)</b>	Ms. Kathleen Turner FCSS Director Telephone # (780) 532-9722		<b>15,638</b>
<b>Granum</b>	Ms. Shelley Henderson Municipal Administrator Telephone # (403) 687-3822		<b>420</b>
<b>Greenview</b>	Ms. Trina Parker-Carroll Program Coordinator Telephone # (780) 524-3193		<b>5,439</b>
<b>Grimshaw</b>	Ms. Tracy Halerewich Community Services Coordinator Telephone # (780) 332-4788		<b>2,435</b>

<b>Program</b>	<b>Contact</b>	<b>Participating Municipalities</b>	<b>Population</b>
<b>Halkirk</b>	Ms. Doris Cordel Village Administrator Telephone # (403) 884-2464		<b>117</b>
<b>Hanna</b>	Ms. Gwen Snell Community Services Director Telephone # (403) 854-4433		<b>2,986</b>
<b>High Level</b>	Ms. Nici Carmichael Director Telephone # (780) 926-2263		<b>3,849</b>
<b>High Prairie</b>	Ms. G. M. Blaikie Acting Town Manager Telephone # (780) 523-3388		<b>2,820</b>
<b>High River</b>	Ms. Maureen Bailey Coordinator Telephone # (403) 652-8620		<b>9,522</b>
<b>Hines Creek</b>	Ms. Leanne Walmsley Municipal Manager Telephone # (780) 494-3690		<b>437</b>
<b>Hinton</b>	Ms. Laura Tkachuk Supervisor of FCSS Telephone # (780) 865-6031		<b>9,405</b>
<b>Hythe</b>	Ms. Monica Shaw Director Telephone # (780) 356-2000		<b>714</b>
<b>Innisfail</b>	Ms. Valaine Vienneau Director Telephone # (403) 227-7744		<b>7,090</b>

<b>Program</b>	<b>Contact</b>	<b>Participating Municipalities</b>	<b>Population</b>
<b>Irricana</b>	Ms. Lorri Laface Community Services Director Telephone # (403) 935-4672		<b>1,043</b>
<b>Jasper</b>	Ms. Kathleen Waxer Director Telephone # (780) 852-2100		<b>4,511</b>
<b>Kikino</b>	Mr. Roger Littlechilds Administrator Telephone # (780) 623-7868		<b>922</b>
<b>Kinuso</b>	Mr. Brad Watson Administrator Telephone # (780) 775-3570		<b>231</b>
<b>Kitscoty</b>	Mr. Harold Trew Chief Administrative Officer Telephone # (780) 846-2221		<b>698</b>
<b>Kneehill</b>	Ms. Shelley Jackson Director Telephone # (403) 443-5541	KNEEHILL COUNTY TOWN OF THREE HILLS TOWN OF TROCHU VILLAGE OF ACME VILLAGE OF CARBON VILLAGE OF LINDEN	5,319 3,554 1,033 648 530 649
			<b>11,733</b>
<b>Lac La Biche</b>	Ms. Anita Polturak Coordinator Telephone # (780) 623-7979	TOWN OF LAC LA BICHE LAKELAND COUNTY	2,776 5,301
			<b>8,077</b>
<b>Lac Ste. Anne</b>	Ms. Trista Poffenroth Recreation and FCSS Director Telephone # (780) 785-3411		<b>8,948</b>

<b>Program</b>	<b>Contact</b>	<b>Participating Municipalities</b>	<b>Population</b>
<b>Lacombe (County)</b>			
	Mr. Terry Hager County Commissioner Telephone # (403) 782-6601		
			<b>10,651</b>
<b>Lacombe (Town)</b>			
	Ms. Brenda Vaughan Executive Director Telephone # (403) 782-6637		
			<b>10,235</b>
<b>Lamont (County)</b>			
	Ms. Linda Bernicki FCSS Coordinator Telephone # (780) 895-7751		
		LAMONT COUNTY	4,167
		TOWN OF MUNDARE	715
		VILLAGE OF CHIPMAN	260
			<b>5,142</b>
<b>Lamont (Town)</b>			
	Ms. Betty Malica Office Assistant Telephone # (780) 895-2010		
			<b>1,692</b>
<b>Leduc (City)</b>			
	Mr. Ward Antoniuk Manager Telephone # (780) 980-7152		
			<b>15,630</b>
<b>Leduc (County)</b>			
	Ms. Lori Simon Director Telephone # (780) 955-6411		
		LEDUC COUNTY	12,528
		TOWN OF CALMAR	1,902
		TOWN OF DEVON	5,315
		VILLAGE OF NEW SAREPTA	382
		VILLAGE OF THORSBY	799
		VILLAGE OF WARBURG	560
			<b>21,486</b>
<b>Lesser Slave River</b>			
	Ms. Debbie Nabseth Director of Finance Telephone # (780) 849-4888		
			<b>2,840</b>
<b>Lethbridge</b>			
	Ms. Diane Randell Social Planner Telephone # (403) 320-3917		
			<b>72,717</b>

<b>Program</b>	<b>Contact</b>	<b>Participating Municipalities</b>	<b>Population</b>
<b>Lloydminster</b>			
	Ms. Beth Kembel Customer Service Manager Telephone # (780) 875-6184		
			<b>13,148</b>
<b>Longview</b>			
	Ms. Virginia Tyler Administrator Telephone # (403) 558-3922		
			<b>307</b>
<b>Mackenzie</b>			
	Ms. Mary Driedger Chief Administrative Officer Telephone # (780) 927-3718		
			<b>9,687</b>
<b>Magrath</b>			
	Mr. Henry W. Taylor Chief Administrative Officer Telephone # (403) 758-3212		
		TOWN OF MAGRATH	1,993
		CARDSTON COUNTY (35%)	1,514
			<b>3,507</b>
<b>Ma-Me-O Beach</b>			
	Ms. Theresa Musser Administrator Telephone # (780) 586-2251		
		S.V. OF MA-ME-O BEACH	81
		S.V. OF CRYSTAL SPRINGS	72
		S.V. OF GRANDVIEW	85
		S.V. OF NORRIS BEACH	29
		S.V. OF POPLAR BAY	84
			<b>351</b>
<b>Manning and District</b>			
	Mrs. Arlene Henitiuk Director Telephone # (780) 836-2170		
			<b>1,293</b>
<b>Mannville-Minburn-Innisfree</b>			
	Ms. Jannette Riedel Director Telephone # (780) 763-3005		
		VILLAGE OF MANNVILLE	722
		VILLAGE OF INNISFREE	219
		VILLAGE OF MINBURN	88
			<b>1,029</b>
<b>Marwayne</b>			
	Ms. Joanne Horton Chief Administrative Officer Telephone # (780) 847-3962		
			<b>495</b>

<b>Program</b>	<b>Contact</b>	<b>Participating Municipalities</b>	<b>Population</b>
<b>Mayerthorpe</b>	Ms. Joanne Johnson Coordinator Telephone # (780) 786-2416		<b>1,570</b>
<b>Medicine Hat</b>	Ms. Karen Charlton Manager of Community Development Telephone # (403) 529-8314		<b>51,249</b>
<b>Millet</b>	Mr. E. Michael Storey Chief Administrative Officer Telephone # (780) 387-4554		<b>2,037</b>
<b>Minburn</b>	Mr. David Marynowich Manager Telephone # (780) 632-2082		<b>3,436</b>
<b>Morinville</b>	Ms. Cathy Clarke Town Manager Telephone # (780) 939-4361		<b>6,540</b>
<b>Morrin</b>	Ms. Annette Plachner Administrator Telephone # (403) 772-3870		<b>252</b>
<b>Mountain View</b>	Ms. Wendy Dichrow FCSS Director Telephone # (403) 638-1011		<b>12,134</b>
<b>Munson</b>	Mr. Lyle Cawiezel Administrator Telephone # (403) 823-6987		<b>222</b>
<b>Nampa</b>	Ms. Susan Bowling Director Telephone # (780) 322-3954		<b>372</b>

<b>Program</b>	<b>Contact</b>	<b>Participating Municipalities</b>	<b>Population</b>
<b>Nanton</b>	Ms. Sharon Davis Director Telephone # (403) 646-2436		<b>1,841</b>
<b>Newell</b>	Ms. Lynn Pye-Matheson Director Telephone # (403) 362-3266		<b>7,137</b>
<b>Northern Lights</b>	Ms. Theresa McKelvie Chief Administrative Officer Telephone # (780) 836-3348		<b>3,636</b>
<b>Northern Sunrise</b>	Mr. Bob Miles Chief Administrative Officer Telephone # (780) 624-0013		<b>2,324</b>
<b>Okotoks</b>	Ms. Linda Blasetti Coordinator Telephone # (403) 938-8935		<b>11,664</b>
<b>Olds</b>	Mr. Stuart Ray Community Services Director Telephone # (403) 556-6981		<b>6,607</b>
<b>Onoway</b>	Ms. Trista Poffenroth Recreation and FCSS Director Telephone # (780) 785-3411		<b>847</b>
<b>Opportunity</b>	Ms. Helen Flamand Program Manager Telephone # (780) 891-3778		<b>3,570</b>
<b>Oyen</b>	Ms. Helene Yake Director Telephone # (403) 664-2255		<b>1,099</b>

<b>Program</b>	<b>Contact</b>	<b>Participating Municipalities</b>	<b>Population</b>
<b>Paddle Prairie</b>	Ms. Joanne Ducharme Community Services Coordinator Telephone # (780) 981-2227		<b>581</b>
<b>Paintearth</b>	Ms. Julie Falkenberg County Administrator Telephone # (403) 882-3211		<b>2,192</b>
<b>Paradise Valley</b>	Ms. Connie Wilkinson Municipal Administrator Telephone # (780) 745-2287		<b>152</b>
<b>Parkland</b>	Mr. Ken Van Buul Recreation and Parks Services Manager Telephone # (780) 968-8435		<b>27,252</b>
<b>Peace</b>	Ms. Joyce Sydnes Administrator Telephone # (780) 338-3845		<b>1,496</b>
<b>Peace River</b>	Mr. Joe Bath Community Services Director Telephone # (780) 624-1000		<b>6,240</b>
<b>Peavine</b>	Ms. Sharon Dillon-Gauchier Community Service Coordinator Telephone # (780) 523-5944		<b>618</b>
<b>Pincher Creek (M.D.)</b>	Ms. Loretta Thompson Chief Administrative Officer Telephone # (403) 627-3130		<b>3,197</b>
<b>Pincher Creek (Town)</b>	Mr. Adam Grose Project Coordinator Telephone # (403) 627-4322		<b>3,666</b>

<b>Program</b>	<b>Contact</b>	<b>Participating Municipalities</b>	<b>Population</b>
<b>Ponoka</b>	Ms. Joanne Comeau Director Telephone # (403) 783-4462	TOWN OF PONOKA PONOKA COUNTY (52.9%)	6,330 4,669
			<b>10,999</b>
<b>Provost</b>	Ms. Leslie Steffenhagen Director Telephone # (780) 753-2288	TOWN OF PROVOST M.D. OF PROVOST NO. 52 VILLAGE OF CZAR VILLAGE OF HUGHENDEN	1,980 2,635 205 235
			<b>5,055</b>
<b>Rainbow Lake</b>	Ms. Wendy Cote Recreation Director Telephone # (780) 956-3934		
			<b>1,186</b>
<b>Red Deer</b>	Mr. Scott Cameron Social Planning Manager Telephone # (403) 342-8101	CITY OF RED DEER RED DEER COUNTY TOWN OF BOWDEN TOWN OF PENHOLD VILLAGE OF DELBURNE VILLAGE OF ELNORA	75,923 18,639 1,174 1,750 719 273
			<b>98,478</b>
<b>Redcliff</b>	Ms. Cindy Murray Community Services Director Telephone # (403) 548-7415		
			<b>4,372</b>
<b>Redwater</b>	Ms. Barb Bigelow Community Services Coordinator Telephone # (780) 942-3519		
			<b>2,172</b>
<b>Rimbey</b>	Ms. Peggy Makofka Director Telephone # (403) 843-2030	TOWN OF RIMBEY PONOKA COUNTY (47.1%)	2,160 4,141
			<b>6,301</b>

<b>Program</b>	<b>Contact</b>	<b>Participating Municipalities</b>	<b>Population</b>
<b>Rocky Mountain House</b>	Mr. Harold Northcott Director Telephone # (403) 845-3720		<b>6,584</b>
<b>Rocky View</b>	Mr. Randy Ell FCSS Coordinator Telephone # (403) 230-1401		<b>30,688</b>
<b>Rosemary</b>	Ms. Corrina Isaac Acting Director Telephone # (403) 378-4246		<b>366</b>
<b>Saddle Hills</b>	Mr. Kevin Miner Chief Administrative Officer Telephone # (780) 864-3760		<b>2,566</b>
<b>Sangudo</b>	Ms. Pamela Nelson Chief Administrative Officer Telephone # (780) 785-2258		<b>398</b>
<b>Sexsmith</b>	Ms. Naomi Deudekon Director Telephone # (780) 568-4345		<b>1,934</b>
<b>Slave Lake</b>	Ms. Tammy Buchanan Director Telephone # (780) 849-8019		<b>6,600</b>
<b>Smoky Lake (County)</b>	Mr. Cary Smigerowsky Chief Administrative Officer Telephone # (780) 656-3730		<b>2,773</b>
<b>Smoky Lake (Town)</b>	Ms. Shirley Lorimer Director Telephone # (780) 656-2255		<b>1,011</b>

<b>Program</b>	<b>Contact</b>	<b>Participating Municipalities</b>	<b>Population</b>
<b>Smoky River</b>			
	Ms. Penny Fox Director Telephone # (780) 837-2220	TOWN OF FALHER M.D. OF SMOKY RIVER NO. 130 TOWN OF MCLENNAN VILLAGE OF DONNELLY VILLAGE OF GIROUXVILLE	1,109 2,379 804 377 306
			<b>4,975</b>
<b>South East Rocky View</b>			
	Ms. Cheryl Snider Director Telephone # (403) 207-7060		
			<b>6,861</b>
<b>Special Areas 2, 3, &amp; 4</b>			
	Mr. Darcy Ferguson Finance & Administration Director Telephone # (403) 854-5600		
			<b>5,314</b>
<b>Spirit River (MD)</b>			
	Ms. Tammy Geherman FCSS Coordinator Telephone # (780) 864-3500		
			<b>824</b>
<b>Spruce Grove</b>			
	Mr. Ken Luck Supervisor Telephone # (780) 962-7625		
			<b>17,082</b>
<b>St. Albert</b>			
	Ms. Audelle White Director Telephone # (780) 459-1505		
			<b>54,588</b>
<b>St. Paul (Town)</b>			
	Mr. Tom Carney Community Services Director Telephone # (780) 645-5313		
			<b>5,144</b>
<b>St. Paul County</b>			
	Ms. Linnette Newby Director Telephone # (780) 645-3301		
			<b>6,145</b>
<b>Starland County</b>			
	Mr. Ross D. Rawlusyk Chief Administrative Officer Telephone # (403) 772-3793		
			<b>2,210</b>

<b>Program</b>	<b>Contact</b>	<b>Participating Municipalities</b>	<b>Population</b>
<b>Stavely</b>	Ms. Sheryl Fath Municipal Administrator Telephone # (403) 549-3761		<b>455</b>
<b>Stettler (Town)</b>	Ms. Faye Blakely Administrator Telephone # (403) 742-2337		<b>5,226</b>
<b>Stettler County</b>	Ms. Faye Blakely Administrator Telephone # (403) 742-2337		<b>5,357</b>
<b>Stony Plain</b>	Ms. Christine Perina Director Telephone # (780) 963-8588		<b>10,544</b>
<b>Strathcona</b>	Ms. Jackie Winter Manager Telephone # (780) 464-4044		<b>75,949</b>
<b>Sturgeon</b>	Mr. Terry Cashin Community Services Manager Telephone # (780) 939-8335		<b>18,067</b>
<b>Sundre</b>	Ms. Wendy Dichrow Director Telephone # (403) 638-1011		<b>2,267</b>
<b>Swan Hills</b>	Ms. Mireille Marquis Director Telephone # (780) 333-4119		<b>1,807</b>

<b>Program</b>	<b>Contact</b>	<b>Participating Municipalities</b>	<b>Population</b>
<b>Sylvan Lake</b>			
	Ms. Marlene Curtis Coordinator Telephone # (403) 887-1137	TOWN OF SYLVAN LAKE S.V. OF BIRCHCLIFF S.V. OF HALF MOON BAY S.V. OF JARVIS BAY S.V. OF NORGLNWOLD S.V. OF SUNBREAKER COVE	8,504 105 37 124 267 86
			<b>9,123</b>
<b>Thorhild (Village)</b>			
	Ms. Lori Lahti Director Telephone # (780) 398-3688		
			<b>478</b>
<b>Thorhild County</b>			
	Ms. Cindy Olchowy Director Telephone # (780) 398-2820		
			<b>3,120</b>
<b>Tofield-Ryley-Beaver</b>			
	Ms. Judy Finseth Director Telephone # (780) 662-7067	TOWN OF TOFIELD BEAVER COUNTY (50%) VILLAGE OF RYLEY	1,818 2,822 437
			<b>5,077</b>
<b>Turner Valley</b>			
	Ms. Monique LeBlanc Project Coordinator Telephone # (403) 933-4944		
			<b>1,608</b>
<b>Two Hills</b>			
	Ms. Karen Forbes Director Telephone # (780) 657-3540		
			<b>1,091</b>
<b>Valleyview</b>			
	Ms. Trina Parker-Carroll Program Coordinator Telephone # (780) 524-3193		
			<b>1,856</b>
<b>Vegreville</b>			
	Ms. Laurie Evans Director Telephone # (780) 632-3966		
			<b>5,376</b>

<b>Program</b>	<b>Contact</b>	<b>Participating Municipalities</b>	<b>Population</b>
<b>Vermilion (Town)</b>	Ms. Carol Coleman Coordinator Telephone # (780) 853-5358		
			<b>4,435</b>
<b>Vermilion River County No. 24</b>	Ms. Sharon Williams FCSS Director Telephone # (780) 846-2244		
			<b>7,524</b>
<b>Viking-Beaver</b>	Ms. Joanne Stewart Director Telephone # (780) 336-4024	TOWN OF VIKING BEAVER COUNTY (50%) VILLAGE OF HOLDEN	1,052 2,822 374
			<b>4,248</b>
<b>Vilna</b>	Ms. Twila Petrushka Administrator Telephone # (780) 636-3620		
			<b>269</b>
<b>Vulcan</b>	Ms. Carrol Thomson Director Telephone # (403) 485-2192	TOWN OF VULCAN VULCAN COUNTY VILLAGE OF CARMANGAY VILLAGE OF CHAMPION VILLAGE OF MILO	1,762 3,778 261 355 115
			<b>6,271</b>
<b>Wainwright</b>	Ms. Cathy Charlton Director Telephone # (780) 842-2555	TOWN OF WAINWRIGHT M.D. OF WAINWRIGHT NO. 61 VILLAGE OF CHAUVIN VILLAGE OF EDGERTON VILLAGE OF IRMA	5,183 4,231 378 403 435
			<b>10,630</b>
<b>Waskatenau</b>	Ms. Bernice Macyk Village Administrator Telephone # (780) 358-2208		
			<b>252</b>

<b>Program</b>	<b>Contact</b>	<b>Participating Municipalities</b>	<b>Population</b>
<b>Wembley</b>	Mrs. Karen Steinke Administrator Telephone # (780) 766-2269		<b>1,542</b>
<b>Westlock</b>	Ms. Irene Fraser Director Telephone # (780) 349-5900	WESTLOCK COUNTY TOWN OF WESTLOCK VILLAGE OF CLYDE	6,859 4,820 491
			<b>12,170</b>
<b>Wetaskiwin (City)</b>	Ms. Virginia Lehman Manager Telephone # (780) 361-4425		<b>11,154</b>
<b>Wetaskiwin (County)</b>	Ms. Sharon James-Lock Coordinator Telephone # (780) 352-3321		<b>10,695</b>
<b>Wheatland (County)</b>	Ms. Sharon Tibeau Program Coordinator Telephone # (403) 934-5335	WHEATLAND COUNTY TOWN OF STRATHMORE VILLAGE OF HUSSAR VILLAGE OF ROCKYFORD VILLAGE OF STANDARD	7,889 9,115 181 375 389
			<b>17,949</b>
<b>Whitecourt</b>	Mr. Jay Granley Community Services Director Telephone # (780) 778-6300		<b>8,747</b>
<b>Willow Creek</b>	Ms. Cynthia Vizzutti Administrator Telephone # (403) 625-3351		<b>5,412</b>
<b>Wood Buffalo</b>	Ms. Carole Bouchard Director Telephone # (780) 743-7912		<b>67,105</b>

<b>Program</b>	<b>Contact</b>	<b>Participating Municipalities</b>	<b>Population</b>
<b>Woodlands</b>	Ms. Linda Pawluk Community Services Director Telephone # (780) 778-8400		<b>3,818</b>
<b>Yellowhead</b>	Ms. Debbie Charest Community Services Supervisor Telephone # (780) 325-3782		<b>9,881</b>
<b>Total Number of Programs (at Dec 31):</b>		199	
<b>Total Number Municipalities (at Dec 31):</b>		298	
<b>Total Population:</b>			3,052,524

**Notes:**

For multi-municipality programs, the total population is the combined population of all municipalities participating in the program. Where municipalities participate in two or more multi-municipality programs, the population of the municipality is split between the programs.

The population figures are taken from the Municipal Affairs official population listing from 2004.

## APPENDIX B

### ALBERTA CHILDREN'S SERVICES CONTACTS

Community Strategies and Support Division  
Community Partnerships  
6<sup>th</sup> Floor, Sterling Place, 9940 – 106 Street, Edmonton, AB T5K 2N2  
Fax: (780) 427-1258

<b>Name</b>	<b>Title</b>	<b>Telephone No.</b>	<b>E-mail</b>
Tim Moorhouse	Director	(780) 422-3305	<a href="mailto:Tim.Moorhouse@gov.ab.ca">Tim.Moorhouse@gov.ab.ca</a>
Joyce Mellott	Senior Manager	(780) 415-6285	<a href="mailto:Joyce.Mellott@gov.ab.ca">Joyce.Mellott@gov.ab.ca</a>
Veronica Facundo	FCSS Financial and Program Review Officer (780) 427-2804		<a href="mailto:Veronica.Facundo@gov.ab.ca">Veronica.Facundo@gov.ab.ca</a>
Deb Trachimowich	FCSS Financial and Program Review Officer (780) 427-2803		<a href="mailto:Debbie.Trachimowich@gov.ab.ca">Debbie.Trachimowich@gov.ab.ca</a>
Arlene Wright	Administrative Assistant (780) 422-5669		<a href="mailto:Arlene.Wright@gov.ab.ca">Arlene.Wright@gov.ab.ca</a>