



# **YOUTH NETWORKS: A TOOL TO ENGAGE YOUTH IN YOUR COMMUNITY**

**Presented by:  
Cara Loewen  
Alicia Hansen**

**Youth Network Member  
Youth Network Member**


# Who?

The Youth Strategies Branch of Alberta Children's Services aims to empower youth, provide helpful information with regard to available resources and to impart youth with the tools to make healthy choices and become successful adults. As part of the Community Strategies and Support division, the Youth Strategies Branch administers important programs that support young people in Alberta.

# What?

## Youth Networks

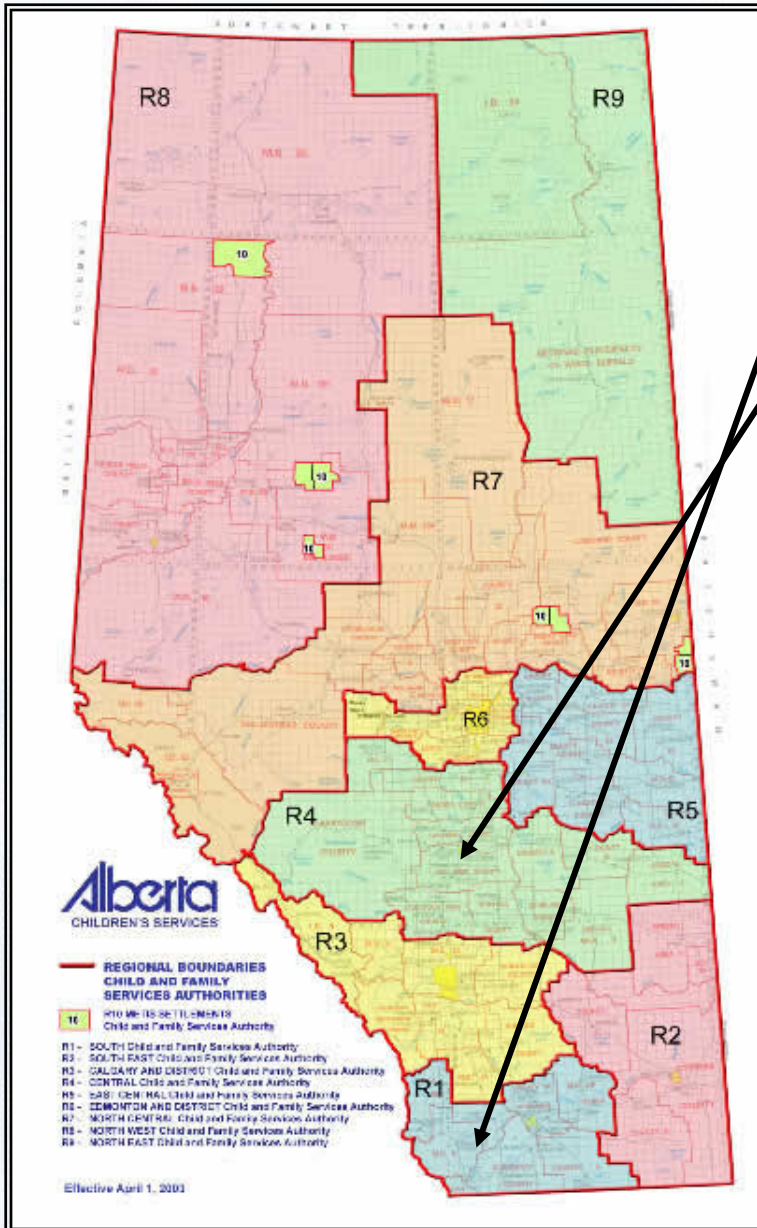
In collaboration with Child and Family Services Authorities (CFSAs), Youth Networks engage and provide young people with opportunities to develop solutions to social, health, community and/or economic issues affecting youth.



# When?

**SYNAP – Southern Youth  
Network Advisory Panel**

**CYNAP – Central Youth  
Network Advisory Panel**



# Why?



# And sometimes...how

Evaluation:

Using the [Innovation and Improvement Evaluation Framework \(PDCA Cycle\)](#), the practice of establishing Youth Networks has been evaluated.



# It's evolution



**Plan:** Youth Forums listened!

**Do:** Region 1 and Region 4 championed!

**Check:** Champion sites taught us . . . alot

**Act:** Youth Strategies focus is sustainability

# EVOLVE



## **Phase 1:**

*Share Information* - Determine need/desire for Youth Network in discussion with the interested partner.

## **Phase 2:**

*Identify Resources* - Allocate resources from Youth Strategies and/or partnered organization.

## **Phase 3:**

*Recruit Youth* - Select youth and establish a Youth Network.

## **Phase 4:**

*Hold Initial Meeting* – Build relationships and vision and plan for the years work.

## **Phase 5:**

*Meetings* – Schedule and hold regular meetings.

# Development Provincially

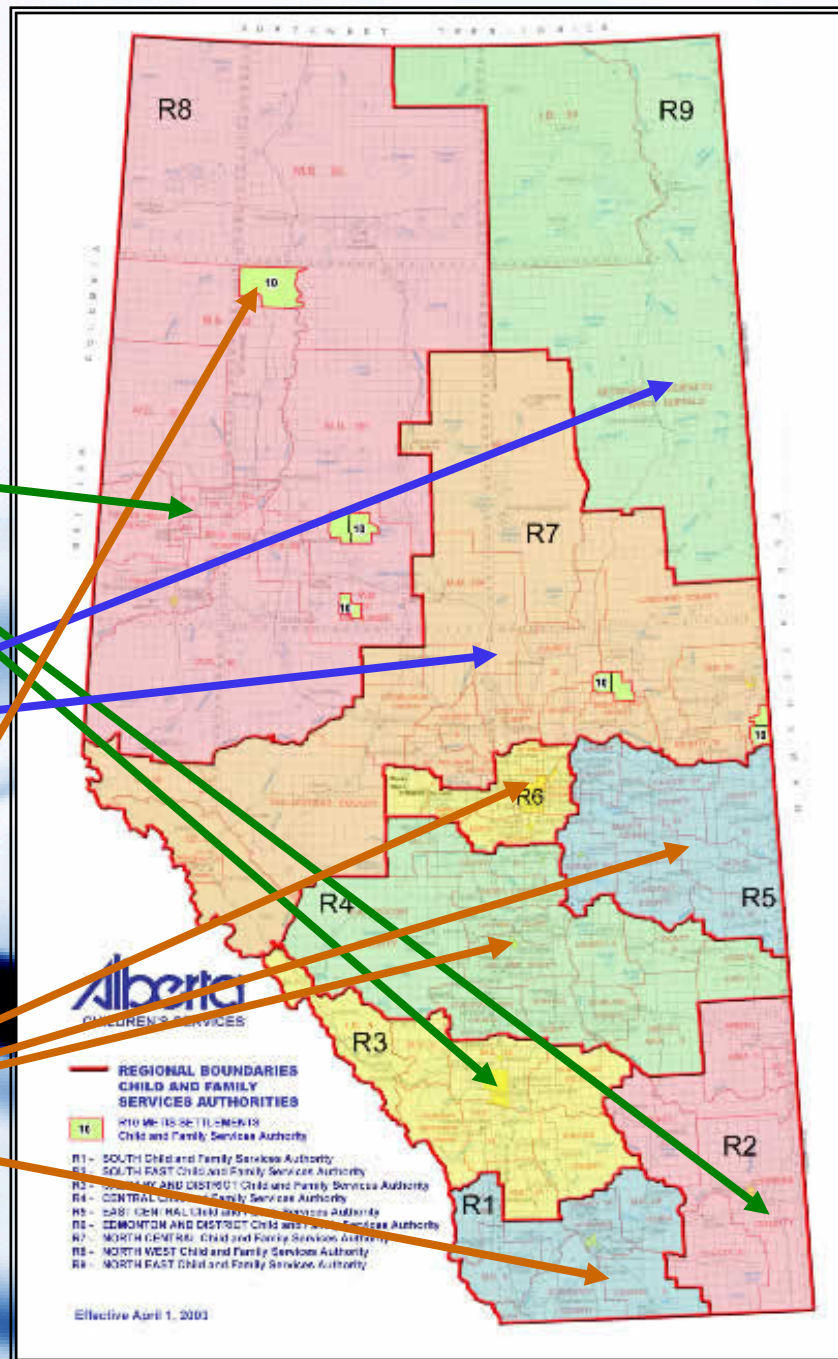
Phase 1:  
Information sharing

Phase 2:  
Identify Needs and Resources

Phase 3:  
Recruitment

Phase 4:  
Hold first meeting

Phase 5:  
Holding regular meetings



A blue-tinted background image featuring a single water droplet falling into a pool of water, creating concentric ripples that spread outwards. The droplet is captured in mid-fall, just above the surface, with a small splash of water below it. The overall effect is clean and refreshing.

# END

For additional information:

Contact Youth Strategies

Phone: 780.415.0085

E-Mail: [youth.strat@gov.ab.ca](mailto:youth.strat@gov.ab.ca)